
OLIVARI

alfabetico/name

pag.	modello/model			cod.
10	ABC		□	255
28	Adamant		□	216
126	Agata		○	116
76	Ala		○	215
66	Alexandra		○	150
48	Arc	B	□	225
146	Aster		◎	174
190	Atena Ligne	B	○	1AL
194	Atena Panier	B	○	1AP
192	Atena Rank	B	○	1AR
145	Aurelia		○	185
170	Aurora		◎	164
88	Beijing		○	208
92	Beta	B	○	221
36	Bios		□	204
40	Blade		□	213
158	Blindo		○	178
176	Boma Ny		○	501
134	Bond		◎	163
172	Chelsea	B	○	232
16	Chevron	B	□	248
114	Chiara		○	125
180	Chiara Ny		○	509
174	Club		◎	181
142	Comet		◎	183
154	Conca	B	○	236
166	Crystal Diamond	B	○	246
168	Crystal Royal	B	○	245
20	Denver		□	218
38	Diana		□	206
184	Diana Barley	B	□	1DB
188	Diana Chevron	B	□	1DC
186	Diana Damier	B	□	1DD
54	Diva	B	○	256
86	Dolce Vita	B	○	243
162	Edge		□	212
137	Emilia		◎	167
44	Euclide	B	○	229
45	Euclide Q	B	□	230
78	Fin		○	217
140	Flaminia		◎	159
147	Futura		◎	172
148	Garda		○	105
100	Globe		◎	227
136	Golia		◎	160
132	Icaro		○	168
164	Ice Cube	B	□	223
94	Icona	B	○	254
178	Iseo Ny		○	507
72	Lama		○	107
74	Lama L		○	106
104	Laser		○	176
24	Lesmo		□	211
96	Link		○	200
14	Living	B	□	222
98	Logo		○	197
22	Lotus	B	○	238
23	Lotus Q	B	□	241
80	Lucy	B	○	231
52	Lugano	B	○	258
62	Marbella	B	○	237
152	Marilyn	B	○	252
12	Milano	B	○	259
13	Milano Q	B	□	260
34	Minerva		□	205
106	Moon	B	○	226
70	Nina		○	234
124	Nirvana		◎	173
122	Novella		◎	165
120	Onda		○	175
58	Open	B	○	249
130	Orvieto		◎	170
90	Planet/PlanetB	B	○	195
42	Planet Q/QB	B	□	203
64	Plume	B	○	253
138	Polo		○	152
102	Radial		○	235
112	Raffaella		○	128
144	Sector		○	186
116	Selene		○	194
110	Serenella		○	130
150	Sibilla		○	154
128	Siena		◎	169
18	Sky		□	214
32	Space		○	193
33	Space Q		□	202
84	Stilo		○	190
68	Tecno		◎	182
30	Time		○	192
31	Time Q		□	201
108	Tizianella F		○	112
46	Total		□	207
26	Trend	B	□	228
60	Twist	B	○	242
156	Uovo		○	108
82	Virgola	B	○	251
56	Vola	B	○	257
118	Wind		○	187

complementi/complements

pag.	modello/model
247	**Appendiabiti** Coat hooks
220	**Chiavi** Keys
208	**Chiavistelli** Latches
247	**Copriavvolgibili** Roller blind covers
246	**Fermaporte** Door stops
217	**Maniglie incasso** Flush handles
222	**Maniglioni** Pull handles
238	**Maniglioni alzanti** Pull-up handles
248	**Nylon** Nylon
198	**Placche** plates
203	**Pomoli centrali** Central door knobs
202	**Pomoli zancati** Offset door knobs

disegni tecnici/technical drawings

pag. 250

Olivari
maniglie
made
in Italy
dal 1911

Dal 1911 Olivari realizza maniglie in Italia,
all'interno dei propri stabilimenti,
dove si svolge l'intero ciclo produttivo.
Partendo da barre in ottone, le maniglie vengono
stampate, lavorate, smerigliate, lucidate,
cromate e marchiate al laser.
Olivari ha ottenuto le certificazioni
ISO 9001 e ISO 14001
e si avvale delle tecnologie più evolute,
ma ha mantenuto tutta la sapienza artigianale
accumulata in cento anni di storia.

Since 1911 Olivari has been manufacturing
door handles at its own factories in Italy
where the entire production process takes place.
Starting with brass billets, the handles are forged,
milled, polished, buffed, chrome-plated and
hallmarked with a laser.
Olivari has attained ISO 9001
and ISO 14001 certifications.
Though it uses the most advanced technology,
Olivari preserves all the artisanal wisdom
it has accumulated in 100 years of history.

OLIVARI





Fare bene, fare insieme
Things well-done are done together

In Olivari il lavoro è un patrimonio aziendale, che richiede il rispetto di standard elevati ma garantisce il riconoscimento dei meriti e delle capacità di ciascuno.

In Olivari, il venerdì pomeriggio, l'ultima ora dell'ultimo turno è sempre dedicata alla pulizia e al riordino della postazione di ciascuno. Non c'è stata una disposizione dall'alto, un ordine di servizio che abbia imposto una corvée di pulizie straordinaria; è una consuetudine che si è andata consolidando negli anni, un modo per iniziare nell'ordine e nel pulito la nuova settimana ma, soprattutto, il segno di un condiviso sentimento di appartenenza, un gesto di attenzione e di cura che racconta più di tante parole come l'azienda sia anche la casa di tutti.

Certo, l'azienda non ha mai smesso di rinnovare e migliorare gli spazi del lavoro, investendo in sicurezza e qualità, ma anche semplicemente in pitture per tenere puliti e luminosi tutti i reparti. Così, quando, oltre alle obbligatorie calzature antinfortunistiche, si è deciso di offrire ai dipendenti una maglietta blu, è stato naturale per tutti indossarla nelle ore di lavoro. Una scelta che rivela orgoglio e spirito di squadra, ma anche una forma di eleganza. Quasi che il realizzare tutti i giorni begli oggetti avesse contagiato anche chi lavora, consapevole di essere artefice e allo stesso tempo di appartenere a questa bellezza.

Bellezza ed eleganza che riaffiorano nei gesti precisi di chi ogni giorno stende con esattezza un invisibile strato di colla o di chi ripone ogni nuovo prodotto nel suo imballaggio finale, da cui uscirà fresco, pulito, fragrante. Oggetti che spesso portano la firma di un nome importante, un architetto famoso, un designer di successo, ma oggetti che nascono dalle attenzioni quotidiane di tanti. A partire dall'esperienza dei responsabili del prodotto e della produzione, che sin dai primi studi collaborano per risolvere i problemi e inventare le migliori risposte. Idee che talvolta diventano brevetti e consolidano autentici valori industriali. Oggetti solo apparentemente semplici, che nascondono dietro alla grazia il rigore della più assoluta precisione. Una precisione che talvolta neppure le macchine più moderne sanno garantire e solo un occhio allenato e attento può assicurare, regolando, modificando, assecondando il cambio dei materiali e l'usura delle attrezzature. Esperienza che si rinnova di generazione in generazione quando, non di rado, i figli subentrano al posto dei padri.

Ecco, in Olivari il lavoro è un autentico patrimonio d'azienda, non ricambiato da un bonario paternalismo, ma fondato su di un solido rispetto reciproco, basato sull'alto standard richiesto così come sul riconoscimento dei valori e delle capacità di ognuno.

Pensateci la prossima volta che prenderete per mano una maniglia Olivari.

At Olivari, labour is a company asset that implies maintaining elevated fabrication standards. It also signifies recognition of the merits and capabilities of each person.

On Friday afternoons at Olivari, the last hour of the shift is always dedicated to cleaning and reorganising each person's workstation. There have been no instructions from higher up to do so; no service order was emitted for a scheduled cleaning duty. It is a habit that grew over the years, a way to begin the new week in neat, clean conditions. Above all, it is the sign of a shared sentiment of belonging, a gesture of consideration and care that eloquently describes how the company is everybody's second home.

Of course Olivari has never stopped renewing and improving the workspace. It has invested in safe, high-quality surroundings besides simpler things such as regular coats of paint to keep all departments bright and spotless. When it was decided to offer employees a blue T-shirt in addition to the mandatory safety shoes, it became natural for everyone to wear it during work hours. The choice shows pride, team spirit and a form of casual elegance, as if the everyday crafting of beautiful objects had become part of the workers' spirit. They are aware of being both makers and members of this beauty.

Beauty and elegance issue daily from the skilled hands of those who meticulously apply invisible layers of glue, those who deftly wrap each new product in its final packaging from which it will emerge fresh, unblemished and fragrant. These objects often carry the name of an important person, a famous architect or successful designer, but they are born from the concerted attention lavished on them by many, day after day. It begins with experienced product and production managers who collaborate from the very first studies to solve problems and invent the best answers. Sometimes, their ideas are patented, consolidating authentic industrial values. Behind their grace, these seemingly simple objects conceal the rigour of the most absolute precision, a type of precision that even the most modern machinery cannot guarantee. Only a trained and watchful eye can ensure it by regulating, modifying and complying with the transformations of the materials and the wear of the equipment. Such experience is renewed from generation to generation: not infrequently, workers' sons take the place of their fathers.

So here we have it: at Olivari, labour is a true company asset that is not given in exchange for benign paternalism, but founded on solid reciprocal respect, based on the high standard of work that is required, and on the recognition of the merits and capacities of each person.

This is something to think about next time you take by the hand an Olivari door handle.






Ø 22
Ø 21
Ø 19
Ø 25
Ø 36
004


fonderia - torneria
B. OLIVARI
BORGOMANERO
Prov. di Novara
Catalogo 1936

1


B·O
B
FONDERIA
TORNERIA
B. OLIVARI S.R.L.
BORGOMANERO

2



3


Premiate Officine B. OLIVARI - Borgomanero
Guarniture in Ottone fuso

4


PREMIATE OFFICINE
B. OLIVARI
BORGOMANERO
PROVINCIA DI NOVARA
CATALOGO ILLUSTRATO 1929
Il presente Catalogo annulla il precedente

5



6



7



8

Cento anni di maniglie Olivari

A hundred years of Olivari door handles

1911-1960

Nei suoi cento e più anni di storia, Olivari si è distinta per la qualità dei prodotti e per la reputazione del marchio. Di generazione in generazione la famiglia Olivari ha tramandato l'attenzione per i dettagli, la ricerca dell'innovazione e soprattutto la passione per il lavoro ben fatto.

Nel 1911 Battista Olivari fonda l'azienda a Borgomanero, in provincia di Novara, dove ancora oggi si trovano gli stabilimenti e dove ancora avviene l'intera produzione delle maniglie.

Nel 1926 la moglie, Antonietta Ramelli gli succede, prendendo in mano le redini dell'azienda di famiglia. È una delle prime donne a capo di un'azienda in Italia: una pioniera dell'imprenditoria al femminile.

Già negli anni Trenta iniziano le prime collaborazioni con i più importanti architetti italiani del tempo: Marcello Piacentini e Gio Ponti.

Dopo la seconda guerra mondiale, l'azienda – passata nel frattempo sotto la guida dei fratelli Ernesto, Ambrogio e Luigi – contribuisce alla ricostruzione lavorando fianco a fianco con grandi maestri dell'architettura italiana: collabora con Franco Albini, Ignazio Gardella, Angelo Mangiarotti e i BBPR. Nel frattempo si approfondisce il rapporto con Gio Ponti. Le maniglie, disegnate appositamente per le loro nuove architetture, oggetti pieni di invenzione e di grande eleganza, entrano stabilmente a far parte del catalogo Olivari, tanto che alcune di esse sono tuttora in produzione.

1911-1960

Throughout the 100-plus years of its manufacturing history, Olivari has earned distinction for the quality of its products and the reputation of its brand. From generation to generation, the Olivari family has passed down the attention for detail, the quest for innovation, and above all, a passion for working to high standards.

In 1911, Battista Olivari founded the company in Borgomanero, Novara, where the factory is still located, and where the entire production process of the handles still takes place today.

In 1926, Battista's wife Antonietta Ramelli took over the helm of the family business. She was one of the first women in Italy to head a company, making her a pioneer of female entrepreneurship.

In the 1930s, the company began its first collaborations with the two most important Italian architects at the time, Marcello Piacentino and Gio Ponti.

After World War II, the company, now led by the brothers Ernesto, Ambrogio and Luigi, contributed to the reconstruction, working side by side with the masters of Italian architecture: Franco Albini, Ignazio Gardella, Angelo Mangiarotti and BBPR. Work relations with Gio Ponti intensified. The handles they custom designed for their new buildings were highly elegant and inventive objects that became fixtures of the Olivari range, and some are still in production.

1. Catalogo, 1936
2. Catalogo, 1951
3. Officina Olivari, 1914
4/5. Catalogo, 1929
6. Maniglia per Palazzo di giustizi di Milano (Iustitia), design Marcello Piacentini, 1932
7. Maniglia per Palazzo di Giustizia di Milano (Libertas), design Marcello Piacentini, 1932
8. Maniglia per Palazzo Montecatini di Milano, 1936, Maniglia per Primo Palazzo EUR a Roma (E 42), design Gio Ponti, 1937

1. Catalogue, 1936
2. Catalogue, 1951
3. The Olivari workshop in 1914
4/5. Catalogue, 1929
6. The Iustitia handle for the Milan Palace of Justice, by Marcello Piacentini, 1932
7. The Libertas handle for the Milan Palace of Justice, by Marcello Piacentini, 1932
8. Handle for the Montecatini building in Milan 1936, and handle for the first building in the EUR district in Rome, 1937, both by Gio Ponti



1



2



3

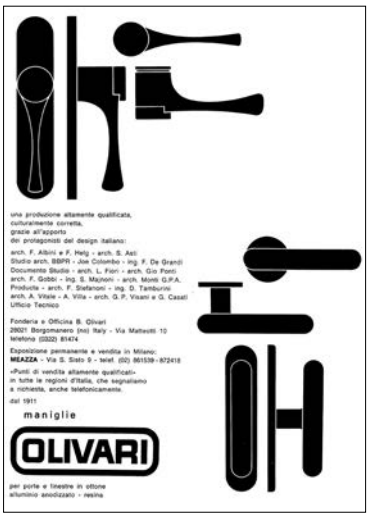

4



5

1960-1990

A partire dagli anni Sessanta la Olivari, sempre alla ricerca di soluzioni progettuali nuove, coinvolge i protagonisti dell'allora nascente design italiano dedicandosi a costruire nuovi solidi rapporti di collaborazione: Sergio Asti, Luigi Caccia Dominioni, Joe Colombo, lo studio Monti GPA, Marcello Nizzoli, e molti altri, entrano a far parte del catalogo Olivari.

Sul fronte industriale, decide di dotarsi di una nuova unità produttiva, più ampia e con rinnovati macchinari di pressofusione, per attrezzarsi alla crescita del mercato.

Dalle idee visionarie, aperte al futuro, dei progettisti e dal rapporto stimolante che ne deriva, nascono maniglie innovative dal punto di vista tecnologico e formale. Nel 1959 nacque Bica, la prima maniglia in alluminio anodizzato, e nel 1970 Boma, la prima maniglia in materia plastica. Entrambe diventarono rapidamente dei best seller rafforzando la stima e la reputazione dell'azienda nel mondo del progetto.

Negli anni Ottanta l'azienda vede progressivamente l'ingresso della terza generazione della famiglia Olivari: i fratelli Antonio, Giovanni, Giuseppe, Carlo ed Enrico offrono un ulteriore spinta in avanti sul fronte dell'evoluzione, sia progettuale, sia tecnologica.

1960-1990

In the 1960s, incessantly searching for new design solutions, Olivari began working with the protagonists of the nascent Italian design scene, establishing solid relations with Sergio Asti, Luigi Caccia Dominioni, Joe Colombo, Monti GPA, Marcello Nizzoli and many others whose handles were added to the catalogue.

On the industrial side, the company decided it needed a new, more extensive production plant with cutting-edge die-casting machinery to rise to the challenge of a growing market.

The designers' visionary, futuristic ideas and the stimulating work environment this created led to formally and technically innovative handles. Bica, the first anodised aluminium handle, came out in 1959. Boma, the first plastic handle, was launched in 1970. Both rapidly became best-sellers, bolstering the design world's esteem for the company's reputation.

In the 1980s, the third generation of the Olivari family progressively came to the fore. The brothers Antonio, Giovanni, Giuseppe, Carlo and Enrico were the company's new blood, and they forged ahead with design-related and technological evolution.

1. Confezione e imballo in polistirolo, 1970
2. Punzone stampa per logo OLivari, 1970
3. Pubblicità maniglia Bica, design Magnaghi Terzaghi 1965
4. Pubblicità per maniglie Paracolpi Alfa, desing Joe Colombo e Boma, design Monti GPA, 1975
5. Pubblicità maniglia Emma, design BBPR, 1975

1. Box and styrofoam packaging, 1970
2. Punch press for the Olivari logo, 1970
3. Advertisement for the Bica handle by Magnaghi-Terzaghi, 1959
4. Advertisement for the Paracolpi Alfa handle by Joe Colombo, 1965, and the Boma handle by Monti GPA, 1972
5. Advertisement for the Emma handle by BBPR, 1967


CAIRA
LOGITRANS
OLIVARI
512


IN QUESTO REPARTO
E' OBBLIGATORIO
L'USO DI PROTEZIONI
AUDITIVE

1





1. Marchio, progetto grafico TB creative unit (Tranvai Blu), 1985
2/3/4. Depliant, 1985
5. Libro 'L' Architettura presa per mano. La maniglia moderna e la produzione Olivari", a cura di Stefano Casciani, 1992
1. Logo by TB Creative Unit (Tranvai Blu), 1985
2/3/4. Brochure, 1985
5. Book L'Architettura presa per mano. La maniglia moderna e la produzione Olivari edited by Stefano Casciani, 1992

2



3



4



1990-2010

Gli anni Novanta sono segnati dalla proficua collaborazione con Alessandro Mendini che promuove la valorizzazione del patrimonio storico aziendale e spinge i fratelli a raccontare la storia Olivari nel libro: L'architettura presa per mano. La maniglia moderna e la produzione Olivari.

Si attivano inoltre nuovi prestigiosi contatti: inizia un duraturo rapporto di scambio progettuale e umano con Vico Magistretti, Andrea Branzi, Richard Sapper, Paolo Portoghesi, Oscar Tusquets e Massimo Iosa Ghini.

Nello stesso periodo s'introduce la tecnica della forgiatura a caldo che in pochi anni sostituisce completamente la pressofusione.

1990-2010

The 1990s were distinguished by the fruitful collaboration with Alessandro Mendini, who promoted the public appreciation of the company's historical heritage. He encouraged the brothers to tell their manufacturing story in the book L'architettura presa per mano. La maniglia moderna e la produzione Olivari.

New prestigious contacts arrived with Vico Magistretti, Andrea Branzi, Richard Sapper, Paolo Portoghesi, Oscar Tusquets and Massimo Iosa Ghini, with whom the company established enduring bonds of friendship and design exchange.

At the same time, the technique of hot forging was introduced, and in a few years' time it substituted die-casting entirely.

5



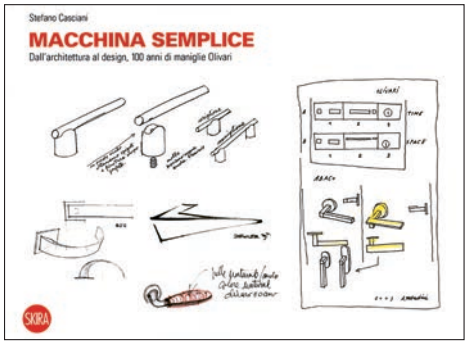

1

1. Libro 'Macchina Semplice. Dall' architettura al design. 100 anni di maniglie Olivari", a cura di Stefano Casciani, 2010
2. Nuova immagine coordinata, progetto Christoph Radl, 1993

1. Book Macchina Semplice. Dall' architettura al design. 100 anni di maniglie Olivari edited by Stefano Casciani, 2010
2. New visual identity by Christoph Radl, 1993

Gli anni Duemila sono l'occasione per un ulteriore ampliamento produttivo; oltre al pieno controllo del ciclo industriale con l'inclusione di tutte le fasi di lavorazione all'interno dell'azienda, compresa la componentistica, si provvede a investire su processi produttivi altamente automatizzati e organizzati secondo le tecnologie più avanzate.

Dalla ricerca di finiture innovative e più sostenibili nascono Biocromo e SuperFinish: finiture con elevatissime prestazioni e rispettose dell'ambiente.

Olivari continua la vocazione a dialogare con il mondo del design e del progetto.

Il confronto con i più noti designer della scena milanese, tra cui Enzo Mari, Rodolfo Dordoni, Piero Lissoni, James Irvine e Patricia Urquiola, si affianca alla collaborazione con i grandi protagonisti dell'architettura contemporanea: Shigeru Ban, Steven Holl, Toyo Ito, Daniel Libeskind, Peter Marino, Dominique Perrault.

Sul tema del prodotto l'Ufficio Tecnico interno studia e lancia tutta una serie di maniglie costruite sul tema geometrico del quadrato: sorprendenti per il mercato, si rivelano un grande successo.

The 2000s offered the opportunity for another expansion of the production capabilities. In addition to the full control over the industrial cycle by encompassing all processing phases inside the company, components included, investments were made in highly automated manufacturing techniques, organised according to the most advanced technological insights.
Research on innovative, more sustainable finishes resulted in Biocromo and SuperFinish, with very elevated performance factors and respect for the environment.

Olivari proceeded to follow its vocation for dialogue with the world of design and architecture. Exchange with the most famous designers on the Milan scene – Enzo Mari, Rodolfo Dordoni, Piero Lissoni, James Irvine and Patricia Urquiola – was flanked by collaboration with the great maestri of contemporary architecture – Shigeru Ban, Steven Holl, Toyo Ito, Daniel Libeskind, Peter Marino and Dominique Perrault.

Olivari's internal technical department presented the results of a study based on the geometric figure of the square. These handles were launched to great commercial success and acclaimed for their novelty.



2


OLIVARI
OLIVARI



Salone del Mobile di Milano
Allestimenti a cura di Calvi Brambilla architetti, 2011/2019
Salone del Mobile di Milano,
Design by Calvi Brambilla architects,
2011/2019









2010-2020

Gli anni Duemiladieci – siamo all'attualità – si aprono con la celebrazione del primo centenario di vita della Olivari. Il libro Macchina semplice. Dall'architettura al design. 100 anni di maniglie Olivari è presentato nella simbolica sede della Biennale dell'Architettura, a Venezia. La Biennale offre anche l'occasione per presentare il primo nucleo del futuro Museo Olivari. Nel contempo si avvia la realizzazione della nuova Palazzina Uffici e si festeggia l'anniversario con allestimenti di grande impatto al Salone del Mobile e in Triennale, a Milano.

Sul fronte della comunicazione si avvia il completo rinnovamento dell'identità grafica. Sul lato del progetto si introduce un nuovo tema formale, quello della componentistica "bassa". L'obiettivo è rendere più moderne ed eleganti le nuove maniglie

2010-2020

The 2010s, and here we have arrived at present times, were opened with the celebration of Olivari's first 100 years of business. The book Macchina semplice. Dall'architettura al design. 100 anni di maniglie Olivari was presented in Venice at the headquarters of the Architecture Biennale, which holds symbolic meaning for the company. The Biennale was also the occasion to introduce the first nucleus of the future Olivari Museum. Contemporaneously, construction began on the company's new office wing, and the 100th anniversary was marked by high-impact displays at the Milan Furniture Fair and the Triennale di Milano.

As for communication, the renewal of the company's entire visual identity was undertaken. As for production, a new category of components was



Nuova immagine coordinata,
progetto Marco Strina, 2011/2017
New visual identity by Marco Strina,
2010/2017









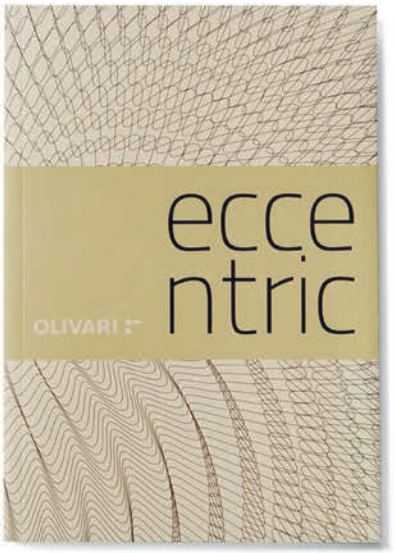



grazie alla ricerca di soluzioni tecnologiche per la miniaturizzazione delle componenti interne.

Si aprono nuove collaborazioni con architetti e designer della scena internazionale: entrano a far parte del catalogo le maniglie di: Ben van Berkel/ UNStudio, Zaha Hadid, Rem Koolhaas/OMA, Marcel Wanders e Vincent Van Duysen. Ed oggi Antonio Citterio, Carlo Colombo, Max Pajetta e Luca Casini.

Nel corso degli ultimi due anni la ricerca Olivari dà origine a due proposte molto innovative. Sul fronte storico-culturale, la collezione Guilloché, frutto di un'indagine sui valori di superficie, introduce il tema del decoro sulle maniglie. Sul fronte tecnologico, la serie di nuove Superfiniture permette di offrire ulteriori possibilità espressive ai progettisti e agli estimatori delle maniglie Olivari.

Siamo nel 2020, la ricerca continua ...

introduced, its aim being to make new Olivari handles even more modern and elegant by miniaturising the internal elements and mechanisms.

New collaborations with international architects and designers were started. Handles by Ben van Berkel/UNStudio, Zaha Hadid, Rem Koolhaas/OMA, Marcel Wanders e Vincent Van Duysen were added to the Olivari range. Today: Antonio Citterio, Carlo Colombo, Max Pajetta and Luca Casini.

Over the course of the last two years, Olivari has started two new lines of research. On the cultural and historical side, there is the collection Guilloché, featuring special surface decorations that embellish the handles. On the technological side, there is the series of new Super finishes, which offers designers and discerning customers ulterior expressive possibilities.

This is 2020. Our research continues!







I nostri progettisti

L'identità Olivari si è formata nel corso del tempo a partire da quella collaborazione strettissima tra Architetti e Industria che ha fatto la storia del Made in Italy. Ascoltare la genesi dei tanti progetti e incontri da cui sono nati i molti prodotti è un resoconto straordinario dei possibili differenti approcci al progetto, di come un semplice oggetto che ha la funzione di aprire-chiudere una porta possa essere interpretato con straordinaria inventiva, generando un'infinità di soluzioni diverse. L'approccio molteplice descrive come questo legame fecondo tra Olivari e i suoi progettisti sia sempre stato capace di rinnovarsi in nuove espressività; racconta anche della curiosità e dell'interesse per il confronto con i progettisti con cui Olivari è sempre entrata in relazione con rispetto, cercando di interpretarne al meglio le intuizioni e le volontà, condividendo la passione per il bel disegno e per il lavoro ben fatto.


F. Albini e F. Helg (IT)


Sergio Asti (IT)


Shigeru Ban (JP)


BBPR (IT)


Claudio Bellini (IT)


Antonio Citterio (IT)


Carlo Colombo (IT)


Joe Colombo (IT)


Rodolfo Dordoni (IT)


Ignazio Gardella (IT)


Massimo Iosa Ghini (IT)


James Irvine (GB)


Toyo Ito (JP)


Rem Koolhaas (NL)


Daniel Libeskind (US)


Enzo Mari (IT)


Peter Marino (US)


Alessandro Mendini (IT)


Monti G.P.A. (IT)


Marcello Nizzoli (IT)


Gio Ponti (IT)


F.A. Porsche (DE)


Paolo Portoghesi (IT)


Richard Sapper (DE)


Franco Sargiani (IT)

Our Designers

Olivari's identity was shaped over the course of time, based on the kind of very tight collaboration between architects and industry that has been the historical base of Italian manufacturing. To listen to the genesis of the many projects and encounters that led to such a great number of products is an extraordinary overview of all possible design approaches. It shows how a simple object with the function of opening and closing a door can be interpreted with fascinating inventiveness, generating infinite different solutions. These multiple approaches describe how the fertile bond between Olivari and its designers has always been renewed in fresh forms of expressivity. It tells of Olivari's curiosity and interest in working with designers, and how the company has consistently and respectfully established relations with them, seeking to interpret in the best way their ideas and wishes, sharing the passion of good design and work well done.


Ben Van Berkel (NL)


Rodolfo Bonetto (IT)


Andrea Branzi (IT)


L. Caccia Dominioni (IT)


Luca Casini (IT)


Ron Gilad (IL)


Stefano Giovannoni (IT)


Giorgetto Giugiaro (IT)


Zaha Hadid (GB)


Steven Holl (US)


Piero Lissoni (IT)


Javier Lopez (ES)


MAD Architects (CP)


Vico Magistretti (IT)


Angelo Mangiarotti (IT)


Jean Nouvel (FR)


Nicola Novelletto (IT)


Max Pajetta (IT)


Dominique Perrault (FR)


Marcello Piacentini (IT)


Giotto Stoppino (IT)


Oscar Tusquets (E)


Patricia Urquiola (E)


Van Onck-Takeda (NL) (J)


Marcel Wanders (NL)

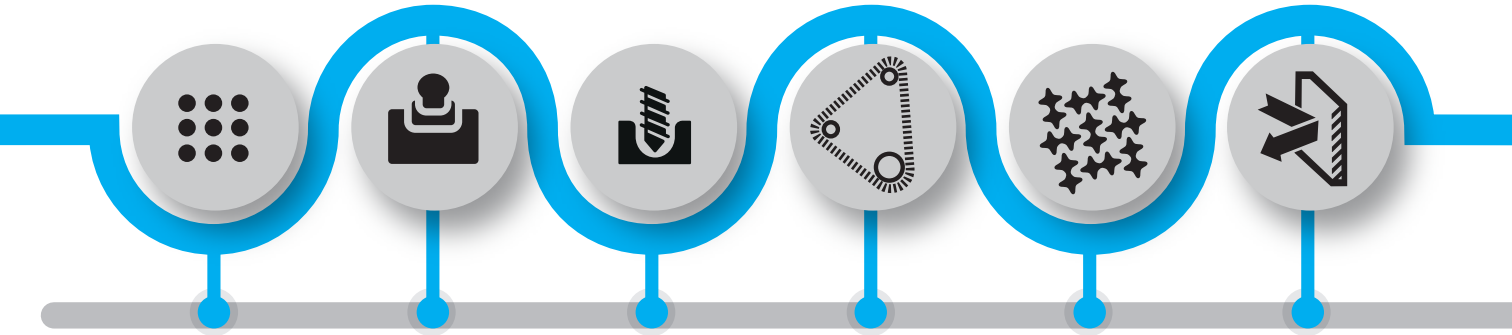

Ciclo di produzione

Una caratteristica che contraddistingue Olivari è che l'intero ciclo produttivo si svolge esclusivamente all'interno degli stabilimenti Olivari di Borgomanero, a nord-ovest di Milano. Non solo Made in Italy quindi, ma Made in Borgomanero, Made in Olivari.

Questa caratteristica distintiva assicura l'elevata costanza qualitativa e la durata nel tempo. I prodotti Olivari, esclusivamente realizzati in ottone, sono sottoposti a una precisa sequenza di fasi di lavoro: forgiatura a caldo e tranciatura, lavorazioni meccaniche, smerigliatura, vibratura, lucidatura, deposizione galvanica, rivestimento PVD e laseratura identificativa.

Anche tutta la componentistica tecnica, sia in resina o in lamiera, è stampata e assemblata nello stesso stabilimento. Ogni fase del ciclo produttivo prevede scrupolosi controlli, che garantiscono una qualità costante nel tempo.

Software gestionali molto raffinati permettono di tenere sotto controllo ogni fase produttiva e di rispondere in tempi rapidi alle esigenze di ogni singolo cliente.

Olivari ha adottato i criteri dell'International Organization for Standardization per i Sistemi di gestione della qualità. Le certificazioni ISO 9001, per il Sistema di gestione delle fasi progettuali, e ISO 14000, per il Sistema di gestione della protezione dell'ambiente, confermano l'impegno che Olivari ha sempre perseguito nel garantire la qualità dei prodotti, nel pieno rispetto del personale, dell'ambiente e del territorio.

Materiale

Per tutti i prodotti utilizziamo esclusivamente ottone, in lega di rame e zinco titolata e certificata.
Le forme sono ottenute tramite forgiatura a caldo e lavorazione meccanica con asportazione di truciolo.

Queste specifiche tecnologie permettono di ottenere prodotti esenti da porosità e inclusioni, garantendo le migliori resistenze meccaniche.

Con queste opportune premesse si ottengono le caratteristiche ottimali di preparazione alle deposizioni metalliche di cromatura e di superfinitura PVD in alto vuoto.

Cromatura galvanica

L'applicazione galvanica di strati metallici di nichel e di cromo rende il prodotto resistente all'abrasione e all'ossidazione.

L'impianto di galvanica, automatizzato e programmabile, è in grado di garantire alta produttività e costanza qualitativa, nel rispetto delle più recenti normative di qualità, di sicurezza e di ambiente.

Il laboratorio chimico e fisico è costantemente aggiornato con le migliori tecnologie al fine di mantenere sempre i parametri di lavoro all'interno di elevati standard di qualità.

I prodotti cromati superano le 1.000 ore in nebbia salina e possiedono una durezza superficiale di 800 micro Vickers.

Se usata secondo le istruzioni d'uso e manutenzione, la finitura Cromo ha una garanzia di 10 anni.

Superfinitura PVD

La metallizzazione sottovuoto (Physical Vapor Deposition) è un trattamento di altissimo livello tecnologico utilizzato nel campo degli utensili per lavorare l'acciaio ad alta velocità.

Viene realizzato sul prodotto già cromato e consente di ottenere la massima resistenza all'usura: la durezza superficiale diviene pari a tre volte quella della cromatura. Dal 2004 questa tecnologia è presente in Olivari e permette anche di ottenere colorazioni metalliche non realizzabili con la galvanica tradizionale, con eccezionali caratteristiche di stabilità e durata del colore, in grado di garantire una lunghissima vita ai prodotti.

Se usate secondo le istruzioni d'uso e manutenzione, le Superfiniture Oro, Nichel e Inox hanno una garanzia di 30 anni; le Superfiniture Antracite, Rame e Bronzo di 10 anni.

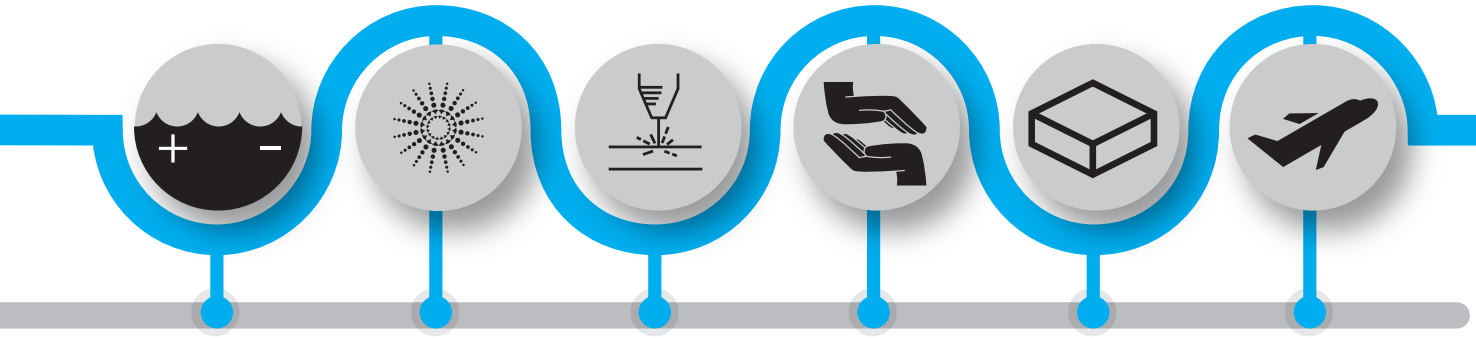

Production cycle

A distinctive feature at Olivari is the fact that the entire manufacturing process takes place exclusively at the Olivari factory in Borgomanero, northwest of Milan. Olivari products are not just Made in Italy, they are Made in Borgomanero, Made in Olivari.

This special feature ensures constant high quality, dependability and durability. Made only in brass, Olivari products go through a precise sequence of phases: hot forging and shearing, mechanical processing, grinding, vibratory finishing, polishing, galvanic deposition, physical vapour deposition (PVD) and laser marking.

In addition, all the technical components made in resin, brass sheet and steel sheet are forged and assembled in the same factory. Every phase of the production cycle is meticulously controlled to guarantee constant quality over time.

Customized, sophisticated resource-planning software is used for all production phases, ensuring a rapid response to the needs of every single client.

Olivari has adopted the criteria of the International Organization for Standardization for quality management principles. Olivari has the certifications ISO 9001 for the management of the design phases, and ISO 14000 for environmental management, proving its commitment to offering quality products in full respect for employees, the environment and the local territory.

Material

Olivari uses only titrated and certified brass, an alloy made of copper and zinc.

The shapes are obtained by hot forging and mechanical processing with swarf removal. These specific technologies allow Olivari to obtain products devoid of porosity and inclusions. This guarantees superior mechanical resistance.

With these apposite measures, Olivari obtains the optimum conditions of preparation for the metal depositions of chromium plating and physical vapour deposition coatings under high vacuum.

Galvanised chromium plating

The galvanisation process of applying metallic coats of nickel and chrome makes the product abrasion-resistant and corrosion-resistant. The automated, programmable galvanising plant guarantees high productivity and constant quality in full respect of the most recent legal regulations concerning quality, safety and environment. Olivari's chemical and physics laboratory is constantly upgraded and updated with the best technology in order to always maintain the parameters of production within high quality standards. Olivari's chromed products offer corrosion protection for over 1,000 hours of exposure to salt spray, and possess surface hardness equal to 800 micro Vickers. If used in accordance with the instructions and maintenance guidelines, Olivari Chrome Finishing has a 10-year guarantee.

Superfinishing with physical vapour deposition

Vacuum metallisation (PVD) is an extremely high-technology treatment habitually employed for the tools used in high-velocity steel machining. It is applied to products that have already been chromed, in order to obtain maximum resistance to wear and tear. In fact, PVD increases the surface hardness to three times that of chromium plating. Since 2004 Olivari has been using this technology, which has the additional benefit of offering metallic colours that cannot be produced with traditional galvanisation. PVD coating has exceptional performance in stability and longevity of the colour, making the products last and last. If used in accordance with the instructions and maintenance guidelines, Olivari Superfinishing in Gold, Nickel and Stainless Steel have a 30-year guarantee. Superfinishing in Anthracite, Copper and Bronze have a 10-year guarantee.

Certificazioni
Certifications

Azienda con sistema di QUALITÀ certificato ISO 9001 N°0929/6

ISO 9001 certified "QUALITY" management

Olivari ha adottato un sistema di gestione della qualità che ha ottenuto il certificato UNI EN ISO 9001 con il numero 0929/06. Tutte le maniglie sono realizzate con un ciclo di produzione completamente interno all'azienda, ed ogni fase di lavorazione è controllata direttamente negli stabilimenti Olivari di Borgomanero (NO) Italia.

Olivari has implemented a quality management system that attained UNI EN ISO 9001 certification no. 0929/06. All its handles are manufactured entirely within the company. Each manufacturing phase is directly controlled in Olivari's Borgomanero (NO) Italy plant.

Azienda con sistema AMBIENTALE certificato ISO 14001 N°0380A/3

ISO 14001 certified "ENVIRONMENTAL" management

Olivari ha ottenuto il certificato UNI EN ISO 14001 numero 0308A/3. Questa certificazione rappresenta il riconoscimento che la gestione ambientale adottata dall'azienda non solo è conforme a tutte le prescrizioni in materia, ma che l'intero processo produttivo è continuamente monitorato al fine di prevenire ogni forma di inquinamento.

Olivari has obtained UNI EN ISO 14001 Certificate no. 0308A/3. This acknowledges that the company's environmental management not only complies with all regulations, but that the entire manufacturing process is continuously monitored to avoid any kind of pollution.

Attestato di resistenza al fuoco secondo la EN 1634-2

Certificate of fire resistance and smoke control EN 1634-2

Olivari ha ottenuto dal Laboratorio LAPI l' Attestato di resistenza al fuoco in conformità con la Normativa europea EN 1634-2, ed. 2008, con resistenza superiore ai 60 minuti. Questo significa che le maniglie Olivari in esso specificate possono sostituire quelle presenti sulle porte conformi alla Normativa europea 1634-1 e certificate REI 60, mantenendo per queste porte la validità della certificazione ottenuta.

Olivari has obtained from the LA.P.I. laboratory the certificate of fire resistance corresponding to the European norm EN 1634-2 (2008) – resistance superior to 60 minutes. This means that the Olivari handles of this type can substitute those present on doors that meet the European norm 1634-1 and those with certified fire resistance REI 60, maintaining the validity of these doors' obtained certification.


OLIVARI
OLIVARI
OLIVARI
PATENT
MADE IN ITALY

square

maniglie / rosetta quadra
door handles / square rosette


ABC Rem Koolhaas ☐ 10


Milano Q Antonio Citterio ☐ 13


Living D. Perrault ☐ 14


Chevron Zaha Hadid ☐ 16


Sky Claudio Bellini ☐ 18


Denver Daniel Libeskind ☐ 20


Lotus Q Javier Lopez ☐ 23


Lesmo Studio Olivari ☐ 24


Trend Studio Olivari ☐ 26


Adamant P.Urquiola ☐ 28


Time Q A. Mendini ☐ 31


Space Q A. Mendini ☐ 33


Minerva Franco Sargiani ☐ 34


Bios Franco Sargiani ☐ 36


Diana Studio Olivari ☐ 38


Blade Peter Marino ☐ 40


Planet Q Luca Casini ☐ 42


Euclide Q Nicola Novelletto ☐ 45


Total Rodolfo Dordoni ☐ 46


Arc Rodolfo Dordoni ☐ 48

round

maniglie / rosetta tonda
door handles / round rosette


Milano Antonio Citterio ○ 12


Lugano Carlo Colombo 2019 ○ 52


Diva Luca Casini ○ 54


Vola Max Pajetta ○ 56


Open OMA/Rem Koolhaas ○ 58


Lotus Javier Lopez ○ 22


Twist Ben Van Berkel ○ 60


Marbella Studio Olivari ○ 62


Plume Piero Lissoni ○ 64


Alexandra F.A. Porsche ○ 66


Tecno G. Giugiaro ○ 68


Nina Daniel Libeskind ○ 70


Lama Gio Ponti ○ 72


Lama L Gio Ponti ○ 74


Ala M. Iosa Ghini ○ 76


Fin Toyo Ito ○ 78


Space A. Mendini ○ 32


Time A. Mendini ○ 30


Lucy Patricia Urquiola ○ 80


Virgola Ron Gilad ○ 82

Stilo Enzo Mari ○ 84

Dolce Vita Marcel Wanders ○ 86

Beijing Steven Holl ○ 88

Euclide Nicola Novelletto ○ 44

Planet Luca Casini ○ 90

Beta Joe Colombo ○ 92

Icona Vincent Van Duysen ○ 94

Link Piero Lissoni ○ 96

Logo James Irvine ○ 98

Globe S. Giovannoni ○ 100

Radial Rodolfo Dordoni ○ 102

Laser Richard Sapper ○ 104

Moon Shigeru Ban ○ 106

special

maniglie con materiali o lavorazioni particolari
door handles with particular materials or processes


Tizianella F
Sergio Asti ○ 108


Serenella
Studio Olivari ○ 110


Raffaella
Studio Olivari ○ 112


Chiara
Studio Olivari ○ 114


Selene
M. Iosa Ghini ○ 116


Wind
Studio Olivari ○ 118


Onda
Nicola Novelletto ○ 120


Novella
Novelletto, Volonterio ○ 122


Nirvana
M. Iosa Ghini ○ 124


Agata
F.Albini, F.Helg ○ 126


Siena
Novelletto, Volonterio ○ 128


Orvieto
Novelletto, Volonterio ○ 130


Icaro
P. Portoghesi ○ 132


Bond
Andrea Branzi ○ 134


Golia
Studio Olivari ○ 136


Emilia
Studio Olivari ○ 137


Polo
Rodolfo Bonetto ○ 138


Flaminia
Studio Olivari ○ 140


Comet
Nicola Novelletto ○ 142


Sector
Studio Olivari ○ 144


Aurelia
Studio Olivari ○ 145


Aster
Studio Olivari ○ 146


Futura
Studio Olivari ○ 147


Garda
Ignazio Gardella ○ 148


Sibilla
Vico Magistretti ○ 150


Marilyn
MAD Architects ○ 152


Conca
Patricia Urquiola ○ 154


Uovo
Studio Olivari ○ 156


Blindo
Studio Olivari ○ 158


Edge
Peter Marino □ 162


Ice Cube
D. Perrault □ 164


Crystal Diamond
Marcel Wanders ○ 166


Crystal Royal
Marcel Wanders ○ 168


Aurora
A. Mendini ○ 170


Chelsea
Jean Nouvel ○ 172


Club
Vico Magistretti ○ 174


Boma Ny
Monti G.P.A. ○ 176


Iseo Ny
Sergio Asti ○ 178


Chiara Ny
Studio Olivari ○ 180


Diana Barley
Studio Olivari □ 184

Diana Damier
Studio Olivari □ 186

Diana Chevron
Studio Olivari □ 188

Atena Ligne
Studio Olivari ○ 190

Atena Rank
Studio Olivari ○ 192

Atena Panier
Studio Olivari ○ 194

alfabetico/name

pag.	modello/model			cod.
10	ABC		☐	255
28	Adamant		☐	216
126	Agata		○	116
76	Ala		○	215
66	Alexandra		○	150
48	Arc	B	☐	225
146	Aster		◎	174
190	Atena Ligne	B	○	1AL
194	Atena Panier	B	○	1AP
192	Atena Rank	B	○	1AR
145	Aurelia		○	185
170	Aurora		◎	164
88	Beijing		○	208
92	Beta	B	○	221
36	Bios		☐	204
40	Blade		☐	213
158	Blindo		○	178
176	Boma Ny		○	501
134	Bond		◎	163
172	Chelsea	B	○	232
16	Chevron	B	☐	248
114	Chiara		○	125
180	Chiara Ny		○	509
174	Club		◎	181
142	Comet		◎	183
154	Conca	B	○	236
166	Crystal Diamond	B	○	246
168	Crystal Royal	B	○	245
20	Denver		☐	218
38	Diana		☐	206
184	Diana Barley	B	☐	1DB
188	Diana Chevron	B	☐	1DC
186	Diana Damier	B	☐	1DD
54	Diva	B	○	256
86	Dolce Vita	B	○	243
162	Edge		☐	212
137	Emilia		◎	167
44	Euclide	B	○	229
45	Euclide Q	B	☐	230
78	Fin		○	217
140	Flaminia		◎	159
147	Futura		◎	172
148	Garda		○	105
100	Globe		◎	227
136	Golia		◎	160
132	Icaro		○	168
164	Ice Cube	B	☐	223
94	Icona	B	○	254
178	Iseo Ny		○	507
72	Lama		○	107
74	Lama L		○	106
104	Laser		○	176
24	Lesmo		☐	211
96	Link		○	200
14	Living	B	☐	222
98	Logo		○	197
22	Lotus	B	○	238
23	Lotus Q	B	☐	241
80	Lucy	B	○	231
52	Lugano	B	○	258
62	Marbella	B	○	237
152	Marilyn	B	○	252
12	Milano	B	○	259
13	Milano Q	B	☐	260
34	Minerva		☐	205
106	Moon	B	○	226
70	Nina		○	234
124	Nirvana		◎	173
122	Novella		◎	165
120	Onda		○	175
58	Open	B	○	249
130	Orvieto		◎	170
90	Planet/PlanetB	B	○	195
42	Planet Q/QB	B	☐	203
64	Plume	B	○	253
138	Polo		○	152
102	Radial		○	235
112	Raffaella		○	128
144	Sector		○	186
116	Selene		○	194
110	Serenella		○	130
150	Sibilla		○	154
128	Siena		◎	169
18	Sky		☐	214
32	Space		○	193
33	Space Q		☐	202
84	Stilo		○	190
68	Tecno		◎	182
30	Time		○	192
31	Time Q		☐	201
108	Tizianella F		○	112
46	Total		☐	207
26	Trend	B	☐	228
60	Twist	B	○	242
156	Uovo		○	108
82	Virgola	B	○	251
56	Vola	B	○	257
118	Wind		○	187

complementi/complements

pag.	modello/model
247	Appendiabiti Coat hooks
220	Chiavi Keys
208	Chiavistelli Latches
247	Copriavvolgibili Roller blind covers
246	Fermaporte Door stops
217	Maniglie incasso Flush handles
222	Maniglioni Pull handles
238	Maniglioni alzanti Pull-up handles
248	Nylon Nylon
198	Placche plates
203	Pomoli centrali Central door knobs
202	Pomoli zancati Offset door knobs

disegni tecnici/technical drawings

pag. 250

OLIVARI

codice/code

pag.	modello/model			cod.
148	Garda		○	105
74	Lama L		○	106
72	Lama		○	107
156	Uovo		○	108
108	Tizianella F		○	112
126	Agata		○	116
114	Chiara		○	125
112	Raffaella		○	128
110	Serenella		○	130
66	Alexandra		○	150
138	Polo		○	152
150	Sibilla		○	154
140	Flaminia		◎	159
136	Golia		◎	160
134	Bond		◎	163
170	Aurora		◎	164
122	Novella		◎	165
137	Emilia		◎	167
132	Icaro		○	168
128	Siena		◎	169
130	Orvieto		◎	170
147	Futura		◎	172
124	Nirvana		◎	173
146	Aster		◎	174
120	Onda		○	175
104	Laser		○	176
158	Blindo		○	178
145	Aurelia		○	185
174	Club		◎	181
68	Tecno		◎	182
142	Comet		◎	183
144	Sector		○	186
118	Wind		○	187

pag.	modello/model			cod.
84	Stilo		○	190
30	Time		○	192
32	Space		○	193
116	Selene		○	194
90	Planet/PlanetB	B	○	195
98	Logo		○	197
96	Link		○	200
31	Time Q		□	201
33	Space Q		□	202
42	Planet Q/QB	B	□	203
36	Bios		□	204
34	Minerva		□	205
38	Diana		□	206
46	Total		□	207
88	Beijing		○	208
24	Lesmo		□	211
162	Edge		□	212
40	Blade		□	213
18	Sky		□	214
76	Ala		○	215
28	Adamant		□	216
78	Fin		○	217
20	Denver		□	218
92	Beta	B	○	221
14	Living	B	□	222
164	Ice Cube	B	□	223
48	Arc	B	□	225
106	Moon	B	○	226
100	Globe		◎	227
26	Trend	B	□	228
44	Euclide	B	○	229
45	Euclide Q	B	□	230
80	Lucy	B	○	231

pag.	modello/model			cod.
172	Chelsea	B	○	232
70	Nina		○	234
102	Radial		○	235
154	Conca	B	○	236
62	Marbella	B	○	237
22	Lotus	B	○	238
23	Lotus Q	B	□	241
60	Twist	B	○	242
86	Dolce Vita	B	○	243
168	Crystal Royal	B	○	245
166	Crystal Diamond	B	○	246
16	Chevron	B	□	248
58	Open	B	○	249
82	Virgola	B	○	251
152	Marilyn	B	○	252
64	Plume	B	○	253
94	Icona	B	○	254
10	ABC		□	255
54	Diva	B	○	256
56	Vola	B	○	257
52	Lugano	B	○	258
12	Milano	B	○	259
13	Milano Q	B	□	260
176	Boma Ny		○	501
178	Iseo Ny		○	507
180	Chiara Ny		○	509
190	Atena Ligne	B	○	1AL
194	Atena Panier	B	○	1AP
192	Atena Rank	B	○	1AR
184	Diana Barley	B	□	1DB
188	Diana Chevron	B	□	1DC
186	Diana Damier	B	□	1DD

legenda/symbols

○		Rosetta ø 47 a spigolo/Rosette ø 47 edge
◎		Rosetta ø 47 a raggio/ Rosette ø 47 radius
○	B	Rosetta ø 51 bassa/ Rosette ø 51 low
□		Rosetta quadra 47/Square Rosette 47
□	B	Rosetta quadra 51 bassa/ Square Rosette 51 low

Finiture galvaniche

La maniglia in ottone, nell'impianto galvanico, viene rivestita da uno strato metallico di nichel-cromo con la funzione di proteggerla dall'usura e dalla corrosione.

Galvanisation of the brass handle gives it a protective metal coat of nickel-chromium to guard against wear and corrosion.





CR
Cromo lucido
Bright chrome

CO
Cromo satinato
Satin chrome

CR – Cromo lucido
La maniglia è protetta da uno strato di cromo. Questo strato forma un'eccezionale barriera agli agenti atmosferici e contemporaneamente fornisce una grande resistenza all'usura. Il colore grigio azzurrato e la perfetta brillantezza rendono questa finitura particolarmente adatta ad ambienti eleganti.
La finitura è garantita 10 anni.

CO – Cromo satinato
La maniglia è protetta da uno strato di cromo. Questo strato forma un'eccezionale barriera agli agenti atmosferici e fornisce contemporaneamente una grande resistenza all'usura. La satinatura conferisce alla maniglia una piacevole tattilità. I riflessi cromati determinano una connotazione formale che ne suggerisce l'utilizzo in ambienti moderni. La finitura è garantita 10 anni.

CR – Bright chrome
The handle is protected by a layer of chrome, forming an excellent barrier against weathering and offering great resistance to wear and tear. The bluish-silver colour and perfect shine make this finish particularly suitable for elegant settings. The finish has a 10-year guarantee.

CO – Satin chrome
The handle is protected by a layer of chrome, forming an excellent barrier against weathering and offering great resistance to wear and tear. The satin finish lends the handle a pleasant tactile quality. The chromed reflections carry a formal connotation suggesting use in modern settings. The finish has a 10-year guarantee.

Finiture PVD

La maniglia, cromata lucida o satinata, nell'impianto di metallizzazione sottovuoto viene rivestita da uno strato ulteriore, costituito da composti nano-metallici di straordinaria durezza, che determinano la specifica colorazione e preservano la superficie dall'usura, dall'incisione e dagli agenti più aggressivi: umidità, sudore, salsedine, sbalzi termici e raggi ultravioletti.

With physical vapour deposition, a polished or satin-finish chrome handle is coated with an ulterior layer of metal (superfinishing) under high vacuum. Vacuum metallisation is extremely hard and durable. Nanocomposites of metal determine the specific colour of the surface and protect it from wear, scratches and aggressive substances such as humidity, sweat, salt spray, temperature swings and ultraviolet rays.





IS
SuperInox
satinato
SuperStainlessSteel
satin

US
SuperAntracite
satinato
SuperAnthracite
satin

IS – SuperInox satinato
Il colore è quello dell'acciaio inox, però la durezza superficiale ottenuta grazie al processo PVD è molto superiore. L'elevata durezza la rende una finitura tecnica, particolarmente adatta all'uso su porte di forte passaggio.
La finitura è garantita 30 anni.

US – SuperAntracite satinato
Di colore grigio molto scuro, dai riflessi metallici, è una finitura modernissima ed esclusiva. Ha una durezza superiore a quella del cromo ed è consigliata per ambienti High Tech. La finitura è garantita 10 anni.

IS – SuperStainlessSteel satin
The colour is that of stainless steel, but the surface hardness obtained with the PVD process is much superior. Its elevated toughness makes this a high-tech finish particularly suited to use on doors in high-traffic locations. The finish has a 30-year guarantee.

US – SuperAnthracite satin
This is a dark grey with metallic reflections, making for a very modern and exclusive finish. Its hardness is superior to chrome, and its aesthetics are suited to high-tech settings. The finish has a 10-year guarantee.



NL
SuperNichel
lucido
SuperNickel
bright

NS
SuperNichel
satinato
SuperNickel
satin

ZL
SuperOro
lucido
SuperGold
bright

TS
SuperOro
satinato
SuperGold
satin

RS
SuperRame
satinato
SuperCopper
satin

DS
SuperBronzo
satinato
SuperBronze
satin

NL – SuperNichel lucido
Su base lucida, possiede il colore caldo ed elegante del nichel, con i vantaggi di non variare d'aspetto nel tempo e non provocare reazioni allergiche. Adatta per ambienti confortevoli e sofisticati. La finitura è garantita 30 anni.

NS – SuperNichel satinato
La base satinata permette di esprimere appieno la raffinatezza di colore del nichel, esaltando e impreziosendo le forme del modello di maniglia su cui è realizzato. La finitura è garantita 30 anni.

NL – SuperNickel bright
This shiny finish has the warm, elegant colour of nickel plus the advantages of remaining unaltered over time and not causing allergic reactions. Suitable for comfortable and sophisticated settings. The finish has a 30-year guarantee.

NS – SuperNickel satin
The satin finish offers full expression to the refined colour of nickel. It exalts and makes more precious the shapes of the handle to which it is applied. The finish has a 30-year guarantee.

ZL – SuperOro lucido
Finitura praticamente eterna, sia nel gradimento che nella durata. Se la tonalità è quella ricca di prestigio dell'ottone, le caratteristiche di durata e resistenza sono quelle, elevatissime, della finitura Superfinish Olivari. È garantita 30 anni.

TS – SuperOro satinato
Connubio tra la classicità e la morbidezza dell'ottone satinato con la modernità della superfinitura: ne perpetua nel tempo la durata e la costanza di colore. La finitura è garantita 30 anni.

ZL – SuperGold bright
Here is a practically eternal finish, for its pleasing looks as well as its durability. While the tonality is the prestigious one of rich gold, the qualities of endurance and toughness are the very elevated ones of Olivari Superfinishes. The finish has a 30-year guarantee.

TS – SuperGold satin
This combination between the classical softness of satin brass and the modernity of the superfinish makes for durability and constancy of colour over time. The finish has a 30-year guarantee.

RS – SuperRame satinato
Una superfinitura innovativa ed espressiva: rappresenta il gusto di una personalità forte e aperta alle novità. Adatta per ambienti ricercati e sofisticati. La finitura è garantita 10 anni.

DS – SuperBronzo satinato
Una novità nel campo delle superfiniture: innovativa ma senza tempo. Il fascino del passato e la memoria della sua bellezza si uniscono alla fiducia nel nuovo proiettandosi nel futuro. La finitura è garantita 10 anni.

RS – DS Leggere tolleranze cromatiche sono da considerarsi normali.

RS – SuperCopper satin
This innovative and expressive superfinish represents a taste for strength, character and openness to the new. Suited for refined and sophisticated settings. The finish has a 10-year guarantee.

DS – SuperBronze satin
This new colour of superfinish is innovative yet timeless. The allure of the past and the memory of its beauty are united with faith in the new and its projection into the future. The finish has a 10-year guarantee.

RS – DS Slight chromatic tolerances are to be considered normal.

square

maniglie
rosetta quadra

door handles
square rosette



ABC OMA/Rem Koolhaas 2019

Una maniglia-archetipo che nasce dalla semplicità della sezione quadrata. L'elementarità della geometria si presta ad essere un supporto ottimale per una serie di variazioni di finiture metalliche che generano innumerevoli possibilità di caratterizzazione e impatto nei diversi contesti. *Rem Koolhass*

An archetypal handle that comes from the simplicity of the square section. The geometry elementariness lends itself to optimal support for a series of variations: starting from the different metal finishes that generate innumerable possibilities of characterization and impact in different contexts. *Rem Koolhass*

1 _ OMA, Seattle Central Library, Seattle, USA, 2004 photo by Philippe Ruault
2 _ OMA, Garage museum of contemporary art, Gorky Park, Moscow, 2018 photo by Iwan Baan © OMA
3 _ OMA, De Rotterdam, A mixed-use vertical city, Rotterdam, Netherlands, 2013 photo by Ossip van Duivenbode © OMA
4 _ OMA, Fondazione Prada, Milan, Italy, 2015 photo by Bas Princen, Courtesy of Fondazione Prada

M255B



CR Cromo lucido/Bright chrome



IS SuperInox satinato/ SuperStainlessSteel satin



DS SuperBronzo satinato/ SuperBronze satin



CO Cromo satinato/Satin chrome



RS SuperRame satinato/ SuperCopper satin



US SuperAntracite satinato/ SuperAnthracite satin

C255



K255B






1


2


3


4



Milano Milano Q Antonio Citterio 2019

M259B



CR Cromo lucido/Bright chrome



IS SuperInox satinato/ SuperStainlessSteel satin



US SuperAntracite satinato/ SuperAnthracite satin



CO Cromo satinato/Satin chrome



DS SuperBronzo satinato/ SuperBronze satin

C259 K259B



M260B



CR Cromo lucido/Bright chrome



IS SuperInox satinato/ SuperStainlessSteel satin



US SuperAntracite satinato/ SuperAnthracite satin



CO Cromo satinato/Satin chrome



DS SuperBronzo satinato/ SuperBronze satin

C260 K260B



Mi piacciono le maniglie “non protagoniste”. Milano è pensata come una maniglia senza tempo, un evergreen. L’ attenzione al millimetro nello spessore e al decimo nelle curvature ha permesso di ottenere una precisa percezione sensoriale e visiva di solidità e di classicità. *Antonio Citterio*

I like door handles “with a certain understatement”. Milano is conceived as a timeless handle, an evergreen. The attention to the millimeter in the thickness and to the tenth in the curvatures allowed to obtain a precise sensorial and visual perception of solidity and classicism. *Antonio Citterio*







1 2

1 _ NOVE, edificio per uffici, Monaco, 2018, progetto Antonio Citterio Patricia Viel, photo Rainer Taepper
2 _ Bulgari Hotel, Milano, 2004, progetto Antonio Citterio Patricia Viel, photo Leo Torri
3 _ Technogym Village, Cesena, 2012, progetto Antonio Citterio Patricia Viel, photo courtesy Technogym

3





OLIVARI



Living Dominique Perrault 2010

La maniglia di una porta deve essere semplice, tendere all'essenziale: la sua lettura essere evidente, comprensibile al primo sguardo. Per questa collaborazione con Olivari, abbiamo voluto creare forme ridotte all'essenziale: una linea tracciata nello spazio per la maniglia *Living*, o un gioco di volumi semplificati per il modello *Ice Cube*. Un'essenzialità che si rivela nella compenetrazione di forme elementari riconducibile alle due componenti principali della maniglia: la parte orizzontale destinata alla presa e il raccordo con il piano della porta funzionante da asse di rotazione. Questo carattere di linearità e il gioco di volumi minimali esprimono una continuità con la nostra architettura, anche se trasposto alla scala domestica dell'oggetto d'uso. La chiarezza della proposta non lascia posto al superfluo o all'inutile: *"Ceci est une poignée". Dominique Perrault*

The handle on a door needs to be simple and elementary, easy to use and immediately comprehensible. For this project with Olivari, we wanted to create shapes that were reduced to minimum terms, so Living is like a line drawn in space, and the Ice Cube model is a play of simplified volumes. Interpenetrating forms are locked together as the two main components of the handle: the horizontal grip and the connector to the door functioning as a rotation axis. The linearity of the shapes expresses continuity with our architecture, transposed to the domestic scale of a utilitarian object. The clarity of the concept leaves no room for superfluousness or uselessness. *"Ceci est une poignée". Dominique Perrault*

M222B



CR Cromo lucido/Bright chrome



IS SuperInox satinato/ SuperStainlessSteel satin



CO Cromo satinato/Satin chrome



US SuperAntracite satinato/ SuperAnthracite satin

C222



K222B



1_ NH Hotel Fieramilano, Milano, 2008
2_Olympic Tennis Center, Madrid, 2009
3_Tricot poltrona/armchair Poltrona Frau, 2008



1



3



2



Chevron Zaha Hadid 2015

Zaha Hadid ci ha dato l'opportunità (e l'onore) di collaborare in occasione del suo primo progetto a New York: un edificio residenziale accanto al parco sulla High Line. Nella maniglia Zaha Hadid ha voluto trasferire la stessa ricerca sperimentale di strutture dinamiche e innovative, tipica di ogni suo progetto d'architettura. Chevron riprende nella sua linea l'elemento scultoreo che caratterizza la facciata del palazzo: il suo corpo assume una potente forma ricurva, alleggerita da un incavo che la percorre tutta per migliorare la relazione ergonomica tra la mano e l'oggetto. Siamo orgogliosi di averne potuto apprezzare la personalità e la capacità progettuale. Ora che non c'è più, ci rimane l'impegno di occuparci al meglio di un progetto che, a nostro avviso, restituisce appieno la sua visione formale. *Antonio Olivari*

Zaha Hadid gave us the opportunity (and the honour) to help produce a door handle for her first piece of work in New York: a residential building next to the High Line park. She wanted to transfer the same experimental visual language of dynamic, innovative structures found in her architecture to the handle. So the Chevron takes up the sculptural element that characterises the facade, a powerful curved form. It is lightened by a groove running the full length of the lever, which also improves the ergonomics between hand and object. We are proud to have known Hadid, and appreciated her personality and design talent. Now that she is no longer here, we continue our commitment to steward this project, which we believe fully renders her aesthetic vision.
Antonio Olivari

M248B



CR Cromo lucido/Bright chrome



DS SuperBronzo satinato/ SuperBronze satin



CO Cromo satinato/Satin chrome



US SuperAntracite satinato/ SuperAnthracite satin

C248



K248B



1_520 W 28 Street, New York 2017 (ph. Zaha Hadid Architects)
2_Heydar Aliyev Centre, Baku 2012 (ph. Hufton+Crow)
3_London Aquatics Centre, London 2012 (ph.Hufton+Crow)
4_MAXXI National Museum of XXI Century Arts, Roma 2010 (ph. Helene Binet)



1



2



3



4



Sky Claudio Bellini 2008

Il modello nasce dall'idea di scomporre il volume della maniglia in elementi piani per poi intersecarli secondo un'immagine geometricamente complessa ed esteticamente intrigante. Questa ricerca di tipo espressivo si è intrecciata con un processo di definizione formale che tiene conto dell'ergonomia. Nella versione cromata lucida questa scomposizione trova la sua soluzione più luminosa e innovativa, grazie alla moltiplicazione dei riflessi che si generano nella diversa inclinazione dei piani. *Claudio Bellini*

This model originates in the idea to take apart the volume of the handle into flat elements that are then intersected in an intriguing way according to a geometrically complex and aesthetically interesting image. That expressive experiment was combined with a process of formal definition that takes ergonomics into consideration. In the polished chrome version, the separation of the elements attains its most luminous and innovative appearance thanks to the multiplication of reflections generated by the differently inclined planes. *Claudio Bellini*

M214



CR Cromo lucido/Bright chrome



DS SuperBronzo satinato/ SuperBronze satin



CO Cromo satinato/Satin chrome

C214



K214



1_Liz sedia/chair, Walter Knoll, 2012
2_DR tavolo/table, Frezza 2010
3_Don Giovanni, divano/sofa, Natuzzi 2014
4_Peak tavolo/table, Riva1920 2014





1



2



3



4









Denver Daniel Libeskind 2009

Denver è il mio primo oggetto di design e tuttora penso sia uno dei miei progetti migliori. Mi sono ispirato alla sinfonia *"Dal Nuovo Mondo"* di Dvorák e all'idea di uno spazio aperto a infinite, nuove, possibilità. Penso che nella sottigliezza degli spessori e nell'essenzialità delle forme il disegno di Denver esprima la visione della mia architettura, costruita secondo linee filanti e spezzate. Con un attento e minuzioso lavoro di sottrazione mi pare di aver ottenuto una forma ridotta ai minimi termini, come già Ponti era riuscito a fare con il modello Lama. Questa essenzialità è resa più ricercata dal dinamismo impresso da una leggera, ma significativa, alterazione della geometria classica secondo un'idea di bellezza aerodinamica ispirata alla contemporaneità. *Daniel Libeskind*

Denver is my first design object, and I still think it is one of my best projects. My inspiration was the New World Symphony by Antonín Dvorák, and the idea of a space that is open to infinite new possibilities.I think the slimness and elementary shapes of the Denver express the vision of the flowing and jagged lines in my architecture. By meticulously subtracting, I obtained a form that appears in its most minimal terms, much like Gio Ponti succeeded in doing with the Lama model. This is rendered more sophisticated by the dynamic movement impressed by a slight but significant alteration to the classic geometry: an idea of aerodynamic beauty rooted in contemporaneity. *Daniel Libeskind*

M218



CR Cromo lucido/Bright chrome



IS SuperInox satinato/SuperStainlessSteel satin



CO Cromo satinato/Satin chrome

C218 **K218**



1_Jewish Museum Berlin, Berlin, 1999/2001
2_Royal Ontario Museum, Toronto, 2007
3_Contemporary Jewish Museum San Francisco (CA), 2008


OLIVARI



Lotus Javier Lopez 2014

Quando, giovane designer, mi sono presentato ai fratelli Olivari proponendo una maniglia al limite della scomparsa, questa idea ha subito raccolto la loro adesione, spingendoli ad appassionarsi al suo sviluppo. Non era facile. Il profilo sottile della leva doveva entrare in relazione con lo spessore della rosetta. Nel raccordare forme e superfici lungo il piano orizzontale nel modo più fluido possibile, siamo riusciti a disegnare una maniglia quasi inesistente, per così dire. *Javier Lopez*

As a young designer, I introduced myself to the Olivari brothers by proposing a handle so minimal, it almost disappeared. The idea won them over immediately, and they enthusiastically lent their support to develop it. It wasn't easy. The thin profile of the lever needed to enter into a relationship with the thickness of the rose. By joining the forms and surfaces along the horizontal plane in the most fluid way possible, we succeeded in designing a handle that we could describe as being quasi non-existent. *Javier Lopez*

M238B



CR Cromo lucido/Bright chrome



NL SuperNichel lucido/ SuperNickel bright



RS SuperRame satinato/ SuperCopper satin



CO Cromo satinato/Satin chrome



NS SuperNichel satinato/ SuperNickel satin



DS SuperBronzo satinato/ SuperBronze satin



TS SuperOro satinato/ SuperGold satin



IS SuperInox satinato/ SuperStainlessSteel satin



US SuperAntracite satinato/ SuperAnthracite satin

C238



K238B





Lotus Q Javier Lopez 2014

M241B



CR Cromo lucido/Bright chrome



NL SuperNichel lucido/ SuperNickel bright



RS SuperRame satinato/ SuperCopper satin



CO Cromo satinato/Satin chrome



NS SuperNichel satinato/ SuperNickel satin



DS SuperBronzo satinato/ SuperBronze satin



TS SuperOro satinato/ SuperGold satin



IS SuperInox satinato/ SuperStainlessSteel satin



US SuperAntracite satinato/ SuperAnthracite satin

C241



K241B





Lesmo Studio Olivari 2008

Una maniglia ampia, comoda, ottenuta unendo e raccordando parti curve e sezioni rettangolari. Adatta ad ambientazioni moderne.

Here is a broad, comfortable handle made by joining and matching curved parts with rectangular sections. Ideal for modern settings.

M211



CR Cromo lucido/Bright chrome



CO Cromo satinato/Satin chrome

C211



K211






OLIVARI





Trend Studio Olivari 2012

La forma di Trend parte dall' idea di proporre una linea frontale lineare e sottile, e di permettere nel contempo alla mano una comoda impugnatura. Da qui la soluzione di una ampia raggiatura, che parte dal supporto e prosegue nell' impugnatura. Il risultato è una forma elegante e senza tempo.
The shape of Trend born from the idea of proposing a front line linear and thin, but allowing a pleasant grip to the hand. The solution is the generously rounded edge of the lever. The result is an elegant, everlasting shape.

M228B



CR Cromo lucido/Bright chrome



IS SuperInox satinato
SuperStainlessSteel satin



US SuperAntracite satinato
SuperAnthracite satin



CO Cromo satinato/Satin chrome



RS SuperRame satinato
SuperCopper satin

C228



K228B




OLIVARI


OLIVARI

Adamant Patricia Urquiola 2009

Nel corso dell'intenso rapporto di collaborazione su specifici progetti di interni, abbiamo pensato di chiedere a Patricia di estendere alla maniglia le ricerche formali che stava compiendo su geometrie complesse. Così è nata Adamant, un modello in cui la scomposizione dei volumi e dei piani, pur nel rigore della geometria, disegna un'ampia e comoda impugnatura. La versione in finitura lucida esalta il risultato di questa piccola e complessa operazione all'origine del suo nome scelto per evocare il diamante e la sua geometria sfaccettata. Un riferimento non solo alla facoltà di moltiplicare la luce e i suoi riflessi in mille direzioni diverse, ma anche adatto a esemplificare la sua chiarezza formale. *Antonio Olivari*

During our close collaboration with Urquiola on special interior projects, we had the idea of asking her to extend the design studies she was conducting on complex geometry to a door handle. Adamant has its origins in the taking apart of volumes and planes, which are then skilfully recomposed to form a broad, comfortable handgrip. With a glossy finish, the result of this small but complex operation is emphasised. Its name was chosen in reference to the diamond and its faceted surface, multiplying reflections in a thousand directions, but still possessing formal clarity. *Antonio Olivari*

M216



CR Cromo lucido/Bright chrome



CO Cromo satinato/Satin chrome

C216



K216



1_Belt, divano/sofa, Moroso 2016
2_Diamond tavolo/table, Molteni 2005
3_Officine Panerai flagship store, Miami 2015
4_Salinas cucina/kitchen, Boffi 2014





1



2



3



4





Time / Time Q Alessandro Mendini 2006

M192



CA Cromo lucido-satinato/
Chrome bright-satin



MW Cromo satinato-wengé/
Satin chrome-wengé



CO Cromo satinato/Satin chrome



IS SuperInox satinato/
SuperStainlessSteel satin

C192 K192



M201



CA Cromo lucido-satinato/
Chrome bright-satin



MW Cromo satinato-wengé
Satin chrome-wengé



CO Cromo satinato/Satin chrome



IS SuperInox satinato/
SuperStainlessSteel satin

C201 K201



1_Alessandro, Francesco Mendini, scala centrale in mosaico Bisazza/ Central Staircase made of Bisazza mosaic, Groninger Museum (NL), 2010

2_Atelier Mendini, Casino Arosa (CH), 1996

3_Alessandro Mendini, Angelo Guerriero, Venini, 2010

4_Alessandro Mendini, Peter Halley, allestimento/display Mary Boone Gallery, New York, 2013



2



3



4



Space / Space Q Alessandro Mendini 2006

Le maniglie Time e Space sono ispirate ad una rigorosa geometria parallelepipeda. Costituite da barre metalliche a sezione quadra o rettangolare, le loro parti sono assemblate secondo schemi elementari di giustapposizione. Ne risulta una estetica semplice ed euclidea, quasi si trattasse di un gioco di costruzione delle parti. L'esito, di ricordo costruttivista, è ottenuto anche con una accurata attenzione alle proporzioni ed alle lucentezze delle superfici. *Alessandro Mendini*

The Time and Space handles follow the strict geometry of a parallelepiped. Composed of metal bars with a square or rectangular section, their parts are assembled according to elementary schemes of juxtaposition. The resulting aesthetics are simple and Euclidean, almost like a construction set. The design is reminiscent of Constructivism, an effect emphasised by the meticulous attention to proportion and surface shine. *Alessandro Mendini*

M193



CA Cromo lucido-satinato/ Chrome bright-satin



CO Cromo satinato/Satin chrome



IS SuperInox satinato/ SuperStainlessSteel satin

M202



CA Cromo lucido-satinato/ Chrome bright-satin



CO Cromo satinato/Satin chrome



IS SuperInox satinato/ SuperStainlessSteel satin

C192 K192



C201 K201






OLIVARI





Minerva Franco Sargiani 2006

Minerva è una delle prime proposte scaturite dalla ricerca programmatica condotta da Olivari su forme geometriche pure. Nell'ambito di una geometria rigorosa d'insieme, si è lavorato sulla sezione rettangolare dell'impugnatura per coniugare la comoda impugnabilità con una sottile eleganza lineare.

Minerva is one of the first models to result from Olivari's programmatic study of pure geometric forms. The rectangular section of the grip combines comfortable grasping with slim, linear elegance.

M205



CR Cromo lucido/Bright chrome



IS SuperInox satinato/ SuperStainlessSteel satin



CO Cromo satinato/Satin chrome

C205



K205






OLIVARI

Bios Franco Sargiani 2006

Nell'ambito della ricerca Olivari sulle forme intorno al tema del quadrato, Bios è una sorta di archetipo che utilizza soltanto questa geometria elementare. La scelta di unire a incastro le due parti della maniglia – il mozzo e l'impugnatura – permette di ottenere un insieme di forte carattere, armonico e proporzionato.

In the ambit of Olivari's shape studies concerning the square, Bios is a kind of archetype that uses only square elements. The decision to join the two parts of the handle (the shaft and the lever) by a clip-in insertion results in a unit with a strong character, yet harmonious and well proportioned.

M204



CR Cromo lucido/Bright chrome



IS SuperInox satinato/ SuperStainlessSteel satin



US SuperAntracite satinato/ SuperAnthracite satin



CO Cromo satinato/Satin chrome



DS SuperBronzo satinato/ SuperBronze satin

C204 K204









Diana Studio Olivari 2007

È una delle maniglie che lo Studio Olivari ha ideato nell'ambito della sua ricerca sulle forme geometriche quadrate. E' uno dei modelli più apprezzati ed è anche molto versatile: grazie alla sua ampia superficie frontale si presta ad accogliere le sperimentazioni di decoro, come realizzato nella collezione Guilloché.

Olivari conceived the Diana as one of its studies using square geometrical forms. It is one of the most appreciate models and it is very versatile: thanks to its wide frontal surface, it lends itself to experimenting with the application of decorations, as realized in the Guilloché collection.

M206



CR Cromo lucido/Bright chrome



CO Cromo satinato/Satin chrome



NL SuperNichel lucido/ SuperNickel bright



IS SuperInox satinato/ SuperStainlessSteel satin



RS SuperRame satinato/ SuperCopper satin



DS SuperBronzo satinato/ SuperBronze satin



US SuperAntracite satinato/ SuperAnthracite satin

C206



K206









Blade Peter Marino 2008

Peter Marino è un maestro nella ricerca di un'immagine di lusso contemporaneo; un talento che ha espresso in interni eleganti e negli showroom delle più rinomate case di moda. I due modelli di maniglia disegnati per Olivari sono strettamente correlati, anche se realizzati in tempi diversi. Edge è nata dall'idea di combinare materiali diversi per creare dei contrasti giocando sulla loro diversità. Due pareti longitudinali segnano e delimitano, come una sorta di cornice, il frontale della maniglia. Questa configurazione permette infinite forme di personalizzare grazie ai diversi inserti che possono essere coordinati con la porta o l'ambiente con cui si vuole creare una relazione. Successivamente si è pensato di realizzare una versione più semplice, mono-materica, senza cedere nulla dell'eleganza iniziale, ed è nata Blade. *Antonio Olivari*

Peter Marino is a master in the creation of contemporary luxury settings, a talent he has employed in chic interiors and the showrooms of famous high-end fashion brands. The two handle models he designed for Olivari are closely related, but made at different moments. Edge is based on the idea to combine materials that create contrasts by means of their diversity. Two longitudinal edges form a frame-like border to the front panel of the handle. This configuration offers infinite customisation possibilities by varying the inserts, which can be coordinated with the door or the room. Soon after, Marino designed a simplified version called Blade, made in a single material without sacrificing any of the handle's initial elegance. *Antonio Olivari*

M213



CR Cromo lucido/Bright chrome



CO Cromo satinato/Satin chrome

C213



K213



1_Louis Vuitton Los Angeles, 2015 (ph. Stephane Muratet, courtesy of Louis Vuitton)
2_Hublot New York, 2016 (ph. Adrian Wilson, courtesy Hublot)
3_Bulgari London Boutique, 2015 (ph. Massimo Listri, courtesy Bulgari)
4_Dior Seoul interior, 2015 (ph. Nicolas Borel, courtesy Dior)





1


2


3


4



Planet Q / QB Luca Casini 2006/2010

La maniglia Planet è nata in un'epoca in cui il modello "squadrato" di maniglia non era ancora apparso sul mercato come protagonista. Ero attratto dall'idea di realizzare una maniglia lineare e apparentemente spigolosa ma in realtà morbida all'impugnatura, con superfici impercettibilmente curve e una proporzione ideale dei volumi in termini estetici e funzionali. Ne è nata una sezione rettangolare ammorbidita dalla raggiatura degli spigoli che non solo migliora l'ergonomia ma facilita anche la riproducibilità per stampaggio. Oggi dopo tanti anni di produzione è motivo di orgoglio constatare come sia un prodotto di riferimento per il settore, tanto da essere utilizzata in molte importanti architetture contemporanee. *Luca Casini*

The Planet was born at a time when the squared handle model had not yet appeared on the market as a protagonist. I was attracted by the idea of creating a linear and seemingly sharp-edged handle that in reality felt soft to the grip, with imperceptibly curved surfaces and an ideal proportion of volumes in terms of aesthetics and functionality. From this came a rectangular section, softened by rounded edges, which not only improves the ergonomics, but also facilitates the handle's producibility by moulding. Now, after many years of production, it is a source of pride to see how it has become a reference model among handles, to the extent that it is used in many important instances of contemporary architecture. *Luca Casini*

M203 M203B



CR Cromo lucido/Bright chrome



ZL SuperOro lucido/ SuperGold bright



NL SuperNichel lucido/ SuperNickel bright



RS SuperRame satinato SuperCopper satin



CA Cromo lucido-satinato/ Chrome bright-satin



ZT SuperOro lucido-satinato/ SuperGold bright-satin



NS SuperNichel satinato/ SuperNickel satin



DS SuperBronzo satinato/ SuperBronze satin



CO Cromo satinato/Satin chrome



TS SuperOro satinato/ SuperGold satin



IS SuperInox satinato/ SuperStainlessSteel satin



US SuperAntracite satinato/ SuperAnthracite satin

C203 K203 K203B



1_Lift, aspiratore/cooker hood, Elica, 2005
2_Space carving, tavolino/sculpture-coffee table, Luca Casini Editions, 2009
3_Mirror, ciotole/bowl, DuPont™, 2007
4_Elements, cavatappi/corkscrew, Ritzenhoff, 2011
5_Flame, posate/cutlery, WMF, 2011







1



2



5

3



4





Euclide Nicola Novelletto 2012

Considero il progetto un esercizio di economia di segni. Nel caso della maniglia, mi sono proposto di spingermi al limite del processo di riduzione degli elementi che la compongono. Tutto eliminato fino ad arrivare a tre semplici volumi: la luce fa il resto. Su questa *tabula rasa*, ciò che risalta è la congiunzione tra cilindro e parallelepipedo: una magia di tecnica di cui sono grato a Olivari. Le due varianti della rosetta equivalgono a un dilemma che mi è capitato di incontrare altre volte: è quadrata perché fissa sulla porta o tonda perché la leva ruota su un asse?
Nicola Novelletto

I consider design an exercise in visual economy. For this handle, I gave myself the challenge to reduce the number of elements as much as I could. I eliminated all except for three basic units. Light does the rest. On this *tabula rasa*, the conjunction between the cylinder and the parallelepiped comes to the foreground. It is based on a wonderful technique for which I am grateful to Olivari. The two variants of the rose correspond to a dilemma I have faced many a time: should it be square because it is fixed to the door, or should it be round because the lever revolves around an axis?
Nicola Novelletto

M229B



CR Cromo lucido/Bright chrome



RS SuperRame satinato/ SuperCopper satin



CO Cromo satinato/Satin chrome



DS SuperBronzo satinato/ SuperBronze satin



NL SuperNichel lucido/ SuperNickel bright



US SuperAntracite satinato/ SuperAnthracite satin

C229 K229B





Euclide Q Nicola Novelletto 2012

M230B



CR Cromo lucido/Bright chrome



RS SuperRame satinato/
SuperCopper satin



CO Cromo satinato/Satin chrome



DS SuperBronzo satinato/
SuperBronze satin



NL SuperNichel lucido/
SuperNickel bright



US SuperAntracite satinato/
SuperAnthracite satin

C230



K230B





Total Rodolfo Dordoni 2007

Total è stata la prima maniglia sviluppata insieme a Olivari. Lo definirei un concetto condiviso. Io ho lanciato l'idea della maniglia geometrica, spigolosa, al limite dell'essenziale; loro hanno risposto con una possibilità tecnologica che poi è diventata il supporto e il carattere principale della maniglia: l'assoluta assenza della rosetta. La soluzione tecnica meccanica risolta all'interno di un unico blocco ha, infatti, permesso l'integrazione della classica rosetta in modo che il solido di raccordo tra leva e porta diventasse un tutt'uno. La leva, invece, è un semplice parallelepipedo sottile ricavato da un nastro. Diciamo che è stata una collaborazione coincidente. Loro avevano voglia, io ne avevo voglia ed è nata questa maniglia. *Rodolfo Dordoni*

Total was the first handle I developed with Olivari. I would define it a shared concept. I launched the idea of a geometrical, sharp-edged handle that was almost elementary. They answered with a technological possibility that went on to become the support and the main character of the handle: the absolute absence of a rose. The technical and mechanical solution is combined in a single block, which allowed for the integration of the classic rose, making the solid body of the connector between lever and door become one component. For its part, the lever is a simple, thin parallelepiped made from a length of ribbon. Let's say this was a coinciding piece of teamwork. They were game; I was game; the handle was born. *Rodolfo Dordoni*

M207



CR Cromo lucido/Bright chrome



CO Cromo satinato/Satin chrome



IS SuperInox satinato/SuperStainlessSteel satin



RS SuperRame satinato/SuperCopper satin



DS SuperBronzo satinato/SuperBronze satin



US SuperAntracite satinato/SuperAnthracite satin

C206



K206



1_Chelsea sedia/chair, Molteni 2014 (courtesy Molteni)
2_Buds lampada/light, Foscarini 2016 (courtesy Foscarini)
3_Lawrence divano/sofa, Minotti 2017 (courtesy Minotti)
4_Look armadio/cupboard, Molteni 2007





1



2

3



4





Arc Rodolfo Dordoni 2010

Il modello Arc è nato dalla ricerca di forme ridotte ai minimi termini a partire dal comportamento di una curva continua. La semplicità elegante del prospetto nasconde una qualità tattile che si rivela nell'atto d'impugnare la maniglia, quando si ha modo di sperimentare la "morbidezza" organica del suo lato interno.

The Arc model originated in a search for forms reduced to minimum terms, starting with the behaviour of a continuous curve. The elegant simplicity of the front view conceals a tactile quality that is only revealed in the act of gripping the handle, which offers the experience of a soft organic shape on the inner side.

M225B



CR Cromo lucido/Bright chrome



CO Cromo satinato/Satin chrome

C225



K225B







round

maniglie
rosetta tonda

door handles
round rosette





Lugano Carlo Colombo 2019

La maniglia Lugano nasce con l'occasione del progetto della casa per un amico imprenditore, per la quale ho voluto creare un modello nuovo, di carattere e "su misura". Con Olivari abbiamo lavorato molto, con affinamenti successivi atti a dare alla maniglia un aspetto sobrio ed elegante, in carattere con l'architettura e con gli arredi. *Carlo Colombo*

The door handle Lugano was born from a project for an entrepreneur friend's house, for which I wanted to create a new model, with character and "custom-made". We worked hard with Olivari, with subsequent refinements to give the handle a sober and elegant appearance, in character with the architecture and the furnishings. *Carlo Colombo*

1_ Blueberry, Sculpture armchair, 2012
2_ Sveva, Flexform, 2018
3_ Albume, Antoniolupi, 2018
4_ Baia, Antoniolupi , 2011
5_Glo Penta, 2013
6_ Milano 2015, FontanaArte, 2016

M258B



CR Cromo lucido/Bright chrome



TS SuperOro satinato/ SuperGold satin



IS SuperInox satinato/ SuperStainlessSteel satin



RS SuperRame satinato/ SuperCopper satin



CO Cromo satinato/Satin chrome



NS SuperNikel satinato/ SuperNikel satin



DS SuperBronzo satinato/ SuperBronze satin



US SuperAntracite satinato/ SuperAnthracite satin

C258 K258B







1



2



3

4

5

6







Diva Luca Casini 2019

Ho voluto creare una maniglia semplice, ma elegante, che avesse una presa corposa e confortevole. Credo di aver ottenuto un buon risultato con Diva, in cui le superfici sono generate da due curve convesse contrapposte che traslano dalla rosetta all'estremità terminale del corpo secondo una curva che progressivamente si addolcisce. *Luca Casini*

I wanted to create a simple but elegant handle with a full-bodied and comfortable grip. I think I obtained a good result with Diva, where the surfaces are generated by two opposing convex curves moving from the rosette to the tip of the handle forming a curve that gradually softens. *Luca Casini*

M256B



CR Cromo lucido/Bright chrome



TS SuperOro satinato/ SuperGold satin



US SuperAntracite satinato/ SuperAnthracite satin



CO Cromo satinato/Satin chrome



DS SuperBronzo satinato/ SuperBronze satin

C256 K256B





OLIVARI




OLIVARI



Vola Max Pajetta 2019

"Conoscendo da anni l' architetto, il suo stile molto razionale e controllato, ci siamo stupiti quando ci ha presentato il suo prototipo in gesso bianco, che esprimeva un segno forte e dinamico. Ci è piaciuto molto, era un segno che mancava nella nostra collezione. Ora posso dire che è stato uno dei progetti che ci ha impegnato di più, con tanti e tanti prototipi, alla ricerca di un equilibrio estetico che contemperasse le esigenze tecnico - produttive e quelle ergonomiche. Siamo soddisfatti del risultato e abbiamo scelto per questa maniglia un nome evocativo, che rendesse immediatamente l' idea della sua forma". *AO*

"Having known the architect for years, his very rational and controlled style, we were surprised when he presented his prototype in white plaster, which expressed a strong and dynamic concept. We loved it, it was a concept that was missing in our collection. Now I can say that it was one of the projects that engaged us the most, with many, many prototypes, in search of an aesthetic balance that harmonised technical production and ergonomic needs. We are satisfied with the result and have chosen an evocative name for this handle, which immediately expresses the idea of its shape ". *AO*

M257B



CR Cromo lucido/Bright chrome



ZL SuperOro lucido/ SuperGold bright



NS SuperNikel satinato/ SuperNikel satin



US SuperAntracite satinato/ SuperAnthracite satin



CO Cromo satinato/Satin chrome



TS SuperOro satinato/ SuperGold satin



DS SuperBronzo satinato/ SuperBronze satin

C257 K257B







1_Piastrelle Rodbechia, Cedit
2_Rubinetto Quantum, Ideal Standard
3_Tavolo Staff, Coopsette
4_Lampada Yoga, Fontana Arte
5_ Sanitari Velara, Ideal Standard







Open OMA/Rem Koolhaas 2015

Rem Koolhaas, invitato a disegnare una maniglia innovativa, ha dato, con i suoi collaboratori, una risposta "concettuale" partendo dalla scomposizione della maniglia nei suoi elementi funzionali primi: il mozzo e la leva. Per entrambi ha scelto di ridurre allo stretto necessario l'utilizzo del materiale e ha ideato un'unione meccanica a incastro. I due elementi indipendenti, nella loro integrazione, generano molteplici possibilità combinatorie in termini di metalli e finiture. La semplicità dell'impugnatura permette, inoltre, una personalizzazione formale, con forature e alleggerimenti o rivestimenti che apre a infinite varianti formali. Da qui la scelta del nome: Open, a rimarcare il concetto di variabilità e trasformazione implicito nel modello. *Antonio Olivari*

Invited to design a door handle, Rem Koolhaas and his team responded in a conceptual way, starting with the destructuring of the handle into its primary functional elements: shaft and lever. They decided to whittle them down to the minimum necessary amount of material, and invented a slot joint to unite them mechanically. This uniting of two independent elements generates many combination possibilities in terms of finishes. The simplicity of the handle allows for personalisation with holes to make it lighter, or different types of coating. This is how the name was chosen: Open describes the model's implicit concept of variability and transformation. *Antonio Olivari*

1_CCTV television station and headquarters, Beijing, China. 2002–ongoing. Ph. Iwan Baan.
2_Fondazione Prada, Milano 2017. Ph. Bas Princen.
3_Seattle Central Library Seattle (USA), 2004. Ph. Philippe Ruault.
4_Timmerhuis Rotterdam (NL), 2015. Ph. Ossip van Duivenbode.

M249B



CR Cromo lucido/Bright chrome



IS SuperInox satinato/ SuperStainlessSteel satin



US SuperAntracite satinato/ SuperAnthracite satin



CA Cromo lucido-satinato/ Chrome bright-satin



RS SuperRame satinato/ SuperCopper satin



CO Cromo satinato/Satin chrome



DS SuperBronzo satinato/ SuperBronze satin

C249



K249B















Twist Ben Van Berkel/UNStudio 2014

La torsione architettonica è un elemento chiave nella progettazione di una serie di progetti UNStudio su scale diverse: dagli edifici ai padiglioni. Nel caso di Twist è stata adattata al disegno di una maniglia. Riducendo la scala, il movimento di torsione è stato riproporzionato e portato a misura d'uomo per connetterlo direttamente al corpo e al gesto della mano, alla sua percezione tattile. Twist è un oggetto semplice dalla geometria complessa, che riesce a unire e consolidare duplici caratteristiche. Nell'anatomia della leva, il cilindro che circonda il quadro si trasforma fluidamente nel piano piatto della leva, modificandosi senza soluzione di continuità da tubo a superficie. La sagoma ergonomica creata da questa graduale trasformazione segue un movimento dinamico congelandosi, per così dire, in materiale solido in equilibrio tra modernità e classicità. Il volume che si curva e si rastrema sul lato inferiore della leva ospita comodamente la presa del pollice e dell'indice, mentre la superficie piana reagisce alla pressione generata dal palmo della mano: l'inclinazione secondo un angolo di 3 gradi verso la porta ha la funzione di favorire la presa. *Ben van Berkel/UNStudio*

Architectural torsion is a key element in the design of a number of UNStudio projects on different scales, from buildings to pavilions. For Twist, torsion was adapted to the shape of a handle. Reducing the scale, the twisting movement was reproportioned to be of human size, in order to connect it directly to the body, the gesture of the hand, and its tactile perception. Twist is a simple object with complex geometry that unites and consolidates two sets of characteristics. For the anatomy of the lever, the shaft containing the cylinder fluidly turns into the flat plane of the lever, smoothly converting from tubular to flat surface. The ergonomic contour created by this gradual transformation follows a dynamic movement that is frozen, so to speak, into a solid material. Its appearance is a balance of modernness and classicality. The volume that curves and then flattens on the underside of the lever comfortably fits the grip of thumb and index finger, while the flat upper surface reacts to the pressure generated by the palm of the hand. A three-degree inclination toward the door has the function of facilitating the hand's grip.
Ben van Berkel/UNStudio

M242B



CR Cromo lucido/Bright chrome

NL SuperNichel lucido/ SuperNickel bright

RS SuperRame satinato/ SuperCopper satin



CO Cromo satinato/Satin chrome

IS SuperInox satinato/ SuperStainlessSteel satin

US SuperAntracite satinato/ SuperAnthracite satin

C242 K242B



1_Kutaisi International Airport, Georgia, 2011-2013
2_Centre For Virtual Engineering (Zve), Stuttgart (D), 2012
3_Mirai House, Leiden (NL), 2012
4_Arnhem Central, Platform Roofs, Arnhem (NL), 2012





1



2



3



4





Marbella Studio Olivari 2014

Questo modello nasce dalla ricerca di integrare due curve – la superiore, tesa, l'inferiore, più ampia e morbida – cercando di coniugare la gradevolezza estetica con una apprezzabile ergonomia.

This door handle originates in studies aimed at integrating two curves – a tense curve on top, and an ample, softer one underneath- to reconcile the aesthetics pleasantness with a valued ergonomics.

M237B



CR Cromo lucido/Bright chrome



IS SuperInox satinato/ SuperStainlessSteel satin



CO Cromo satinato/Satin chrome



DS SuperBronzo satinato/ SuperBronze satin

C237 K237B






OLIVARI

Plume Piero Lissoni 2018

"Nomina sunt consequentia rerum" i nomi rivelano l'essenza delle cose. Qui il nome identifica già l'intenzione del progetto. PLUME è una maniglia semplice, leggera ed essenziale, l'archetipo della maniglia come ideale. Naturale e levigata come un osso. Moderna ma che possa funzionare anche in un ambiente classico. Senza nessun sovraccarico... quindi leggera come una piuma.

"Nomina sunt consequentia rerum" names reveal the essence of things. In this case the name identifies already the intention of the project. PLUME is a simple, slim and essential handle, the archetype of the handle as ideal. Natural and smooth like a bone. Modern but also working in a classic setting. Without any overload ... so light as a feather.

M253



CR Cromo lucido/Bright chrome



ZL SuperOro lucido/ SuperGold bright



DS SuperBronzo satinato/ SuperBronze satin



CO Cromo satinato/Satin chrome



RS SuperRame satinato/ SuperCopper satin



US SuperAntracite satinato/ SuperAnthracite satin

C253



K253







1



2



3



Alexandra Studio F.A. Porsche 1989

Ammiravo da sempre il lavoro di Ferdinand Alexander Posche, non solo nel settore delle automobili, ma anche nei tanti oggetti d'uso che ha disegnato, per la sua capacità di esprimere una linea forte, originalissima, a volte quasi provocatoria. La sua personalità emerge anche nel progetto del modello Alexandra dove ha sovvertito la normale meccanica della maniglia: la rosetta, in genere fissa sulla porta, ruota invece in un insieme solidale con tutta la maniglia. Per noi, è stata una vera sfida sviluppare i pezzi speciali realizzati appositamente per sposare la precisione di funzionamento di quest'invenzione con la leggerezza della sua linea filante e sottile. *Antonio Olivari*

I have always admired F.A. Porsche's work – not just his cars, but also the many useful objects he designed. He expressed himself in a strong, highly original line that was sometimes almost provocative. His personality shines through in the Alexandra door handle, where he overturned the usual mechanism we use. Generally, the rose is fixed to the door, but here, it rotates as a solid whole with the entire handle. It was a real challenge for us to develop the special pieces to marry the precision of this invention's functioning with the lightness of his slim, flowing line. *Antonio Olivari*

M150



CR Cromo lucido/Bright chrome



IS SuperInox satinato/SuperStainlessSteel satin



CO Cromo satinato/Satin chrome

C150 K150



1_Ferdinand Porsche, Porsche 911, 1963
2_Porsche Design, Rollei QZ 35T, macchina fotografica/camera
3_Porsche Design, Siemens, Premium Line 2, strumenti per la colazione/breakfast Set 1995




OLIVARI

Tecno Giorgetto Giugiaro 1999

Nel disegno della maniglia Tecno, gli elementi in gioco si raccordano alla ricerca di minimo spessore possibile seguendo una linea filante. È un modello di maniglia che, a nostro parere, rappresenta al meglio la filosofia progettuale di Giugiaro: linee pulite e semplici, senso delle proporzioni, eleganza. Sono queste le caratteristiche che permettono ad un prodotto di resistere alle mode e di essere sempre attuale. *Antonio Olivari.*

The design of the Tecno model is an attempt to connect all the necessary elements with the smallest possible thickness, following a fluid line. In our opinion, the Tecno is an optimum representation of Giugiaro's design philosophy: clean, simple lines, elegance and a sense of proportion. These are characteristics that allow a product to resist changes in fashion and remain always modern and fresh. *Antonio Olivari*

M182



CR Cromo lucido/Bright chrome



ZL SuperOro lucido/ SuperGold bright



NS SuperNichel satinato/ SuperNickel satin



CO Cromo satinato/Satin chrome



TS SuperOro satinato/ SuperGold satin



IS SuperInox satinato/ SuperStainlessSteel satin



DS SuperBronzo satinato/ SuperBronze satin

C182



K182



1_Nikon, F4, macchina fotografica/ camera, 1988
2_Trenitalia, nuovo pendolino/high speed train, 2005
3_Italdesign, Fiat Panda, 1980
4_Italdesign, Volkswagen Golf, 1974



1



2



3



4



Nina Daniel Libeskind 2012

La maniglia Nina segue temporalmente il progetto di Denver e, anche se non con la stessa forza, gioca anch'essa su leggeri disassamenti, linee oblique e tagli inattesi. È una maniglia che definirei "femminile", rispetto a Denver, che mi pare piuttosto possieda un carattere "maschile". Non a caso ho voluto che si chiamasse Nina dedicandola a mia moglie, stretta collaboratrice dei miei progetti. È una maniglia che amo molto usare in tutti i miei edifici e per i miei amici. È stato proprio a partire dal progetto di maniglie con gli Olivari – un oggetto importante perché usato ogni giorno – che il mio interesse per il disegno di elementi d'interno è cresciuto. Sempre di più, infatti, mi occupo di progetto integrali, dove ogni singolo dettaglio è disegnato da me. *Daniel Libeskind*

Temporally, the Nina handle follows the Denver model. Although not with the same intensity, also Nina plays with slight offsets, oblique lines and unexpected cuts. I would define it as feminine compared to Denver, which to me has a more masculine character. I named the handle after my wife, who is a close collaborator on my projects. I love using this handle for my buildings and friends' houses. Precisely thanks to the handle projects for Olivari, my interest in interior design elements has grown. Door handles are important objects because we use them daily. Increasingly often, my architectural projects are integral ones, meaning I design everything right down to the last detail. *Daniel Libeskind*

M234



CR Cromo lucido/Bright chrome



IS SuperInox satinato/ SuperStainlessSteel satin



CO Cromo satinato/Satin chrome



US SuperAntracite satinato/ SuperAnthracite satin

C234



K234









Lama Gio Ponti 1956

1_San Francesco al Fopponino, Milano 1964 (courtesy OSC)
2_Bilia, lampada da tavolo/table lamp, Fontana Arte 1931
3_Sedia Leggera / Leggera Chair, Cassina, Meda, 1954
4_Grattacielo Pirelli, Milano 1958

Nel lungo e fruttuoso rapporto di collaborazione con Olivari, Ponti mette a fuoco due tipi di approccio al disegno della maniglia. Uno, organico, più funzionale, in cui la leva si offre alla presa della mano modellandosi secondo un disegno sinuoso. L'altro, invece, geometrico, in base al quale è la mano ad adattarsi "naturalmente" alla forma. Il primo lo ha portato a disegnare "forme indipendenti", più espressive e influenzate da esigenze di tipo ergonomico. Il secondo, invece, lo ha spinto nella direzione "di forme lineari e coordinate" che ricercassero un'armonia d'insieme rispettosa dell'ambiente e della sua "chiarezza logica". Questo secondo approccio emerse con forza quando Gio Ponti si trovò a disegnare la maniglia per il grattacielo Pirelli. Il modello che ne scaturì, Lama, condensa questa sua visione dove è la "simbologia classica" a prevalere sull'approccio "funzionale". Alla purezza geometrica della sua forma, talmente assottigliata da equipararla una lama fa da contrappunto la studiatissima definizione dei raggi che addolciscono il profilo tagliente dei suoi contorni sottili.

In his long and productive collaboration with Olivari, Ponti focused on two types of approach to the design of handles. One was more organic, where the lever is offered to the hand's grip as a sinuously modelled element. The other was inspired by geometric clarity, according to which the hand naturally adapts to the shape. The former led to independent forms that are more expressive and influenced by ergonomic requirements. The latter led Ponti in the direction of linear and coordinated forms that seek harmony in unity with the setting and its logical legibility. He followed this approach when he was designing a handle for the Pirelli skyscraper in Milan. The resulting model was Lama, a condensation of his vision in which classical symbolism prevails over functionalism. The geometric simplicity of its shape, so thin as to resemble a blade (lama in Italian) offers a counterpoint to the carefully studied definition of the radii that soften the sharp-edged profile of its flat contours.

M107



CR Cromo lucido/Bright chrome



ZL SuperOro lucido/SuperGold bright



IS SuperInox satinato/SuperStainlessSteel satin



CO Cromo satinato/Satin chrome



TS SuperOro satinato/SuperGold satin



US SuperAntracite satinato/SuperAnthracite satin

C107



K107









2

3



4



Lama L Gio Ponti 2016

M106B



CR Cromo lucido/Bright chrome



TS SuperOro satinato/ SuperGold satin



RS SuperRame satinato/ SuperCopper satin



CO Cromo satinato/Satin chrome



NL SuperNichel lucido/ SuperNickel bright



DS SuperBronzo satinato/ SuperBronze satin



ZL SuperOro lucido/ SuperGold bright



IS SuperInox satinato/ SuperStainlessSteel satin



US SuperAntracite satinato/ SuperAnthracite satin

C107



K106B









Ala Massimo Iosa Ghini 2009

Nel nome, un destino. Da postmoderno-surrealista-amante della natura, mi sono ispirato al fantastico gesto del volo per disegnare una forma che invita alla leggerezza, immaginando che sulla porta del nostro habitat domestico Ala diventasse un segno di libertà. *Massimo Iosa Ghini*

The name says it all. *Ala* means "wing" in Italian. As a postmodern surrealist nature-lover, I took inspiration from the fantastic dynamics of flight to design a form that invites lightness. In my mind, the Ala on the doors of our domestic habitat can be a sign of freedom.
Massimo Iosa Ghini

M215 **C215** **K215**



CR Cromo lucido/Bright chrome

CO Cromo satinato/Satin chrome

1_Ferrari stores, 2002-
2_Boscolo Group, Exedra Nice Hotel, Nizza (F), 2011
3_ Scudi, Termosifone/radiator, Antrax, 2004
4_Kiko Make Up Store Milano 2006



1



2



3



4





Fin Toyo Ito 2009

Tre le componenti architettoniche porte e finestre hanno un ruolo tutto speciale. Entrambe fanno parte delle pareti che separano gli interni dagli esterni e al tempo stesso assicurano continuità tra le facce del muro.
Le maniglie svolgono anch'esse un ruolo fondamentale, assolvendo due funzioni. La prima è garantire un'agevole apertura e chiusura della porta (e questo riguarda il senso del tatto). La seconda consiste nel fare da segnale per indicare chiaramente la sua esistenza. Olivari produce da cento anni un'infinità di maniglie di qualità eccellente per quanto riguarda questi aspetti, senza lasciarsi assillare eccessivamente dalla mera espressione formale. Quando abbiamo concepito la serie Fin eravamo consci dei principi Olivari e cercavamo di creare una nuova maniglia che fosse idonea a entrare a far parte della loro collezione. Per esprimere a parole il *design concept*, potremmo definirlo "spigolosità delicata", un termine che ben rappresenta gli intenti del nostro progetto d'architettura. Abbiamo cercato di esprimere lucidamente la flessibilità che rassicura l'animo umano e l'originalità che apre il cammino verso tempi nuovi. È un onore per noi che *Fin* sia entrata nella meravigliosa serie di prodotti Olivari.
Toyo Ito

Among architectural components, doors and windows play a very special role. Both are part of the walls that separate the indoors from the outdoors. At the same time, they give continuity to the faces of the walls. Door and window handles have a fundamental role, too, performing two functions. The first is to guarantee easy opening and closing – this regards our sense of touch. The second is to clearly signal their existence. For over 100 years, Olivari has been producing infinite handles of excellent quality responding to these requirements. All along, they have avoided being overwhelmed by excesses in formal expression. When we conceived the Fin series, we were aware of the Olivari principles and sought to create a new handle worthy of becoming part of its range. To describe the design concept of this handle, we could say it is "delicately angular", a term that also expresses the intents of our architectural design. We attempted to lucidly express flexibility (one that reassures the human soul) and originality (one that opens the road to new times). It honours us that Fin has become a member of the wonderful family of Olivari products.
Toyo Ito

M217



CR Cromo lucido/Bright chrome



NL SuperNichel lucido/ SuperNickel bright



CO Cromo satinato/Satin chrome



NS SuperNichel satinato/ SuperNickel satin

C217



K217



1_Main Stadium for the World Games, Kaohsiung, Taiwan 2009
2_ Matsumoto Performing Arts Centre, Japan 2004
3_Imabari Museum of Architecture, Japan 2011 (Ph. Daichi Ano)
4_Tama Art University Library (Hachioji campus), Tokyo (J), 2007



1



2

3



4





Lucy Patricia Urquiola 2012

Nel modello Lucy l'intento è stato quello di creare una maniglia leggera, basica, con un'incisione che la percorre per tutta la lunghezza. Un oggetto capace di rivelare la sua personalità grazie alla purezza del segno grafico. *Patricia Urquiola*

My intention for the Lucy handle was to create a lightweight, basic handle with a groove running over the full length of the lever to give it personality and pure, graphic lines. *Patricia Urquiola*

M231B



CR Cromo lucido/Bright chrome



NL SuperNichel lucido/ SuperNickel bright



US SuperAntracite satinato/ SuperAnthracite satin



CO Cromo satinato/Satin chrome



RS SuperRame satinato/ SuperCopper satin

C231



K231B









Virgola Ron Gilad 2016

Virgola è nata in occasione del progetto d'interni di una villa sul Lago di Garda. La sua definizione formale ruota intorno a due punti di partenza: quello estetico/storico e quello funzionale/ergonomico. Da un punto di vista storico, l'angolo smussato capovolto, usato generalmente nei biselli delle lastre di pietra, nelle ringhiere o nelle targhe metalliche è un dettaglio romantico che associa la maniglia al luogo e a un tempo passato. Funzionalmente, l'angolo a L della forma classica della maniglia è stato arrotondato, "scavato" e specchiato per migliorare la presa e rendere "più accogliente" il contatto fisico tra il pollice e la leva. Virgola non è tanto un progetto "rivoluzionario" quanto un modo contemporaneo di guardare al passato. *Ron Gilad*

Virgola originated in an interior design project for a villa on Lake Garda. Its formal definition is based on a twofold departure point: history/aesthetics and function/ergonomics. From a historical point of view, the inside-out curve is generally seen in the bevelling of stone blocks, in iron railings and the edges of metal plaques. It is a romantic detail that associates the handle with the place and times of the past. Functionally, the L-shape of the lever's classic form was rounded, carved out and mirrored in order to improve the grip and make physical contact between thumb and handle more inviting. Virgola is not a revolutionary project, but a contemporary way of looking at the past. *Ron Gilad*

M251B



CR Cromo lucido/Bright chrome



IS SuperInox satinato/SuperStainlessSteel satin



CO Cromo satinato/Satin chrome



US SuperAntracite satinato/SuperAnthracite satin

C251 K251B







1



2



3



4

1_Controra poltrona/armchair, Molteni 2015

2_Panna Cotta tavolini/set of tables, Molteni 2012

3_Running Magnet Installation, Flos, Salone del Mobile, Milano 2015

4_Birth of a Chair, 'Ron Gilad: The Logical, the Ironic and the Absurd", Tel Aviv Museum of Art, 2009

OLIVARI

Stilo Enzo Mari 2003

Nel progetto della maniglia Stilo tutto tende alla semplificazione. Il punto di partenza di questo programma di riduzione però non è tanto la forma quanto piuttosto la tecnologia di produzione. Enzo Mari imposta il ragionamento progettuale della maniglia per Olivari sulla revisione delle tecnologie di lavorazione proponendo un'alternativa: la tornitura della barra in ottone. In quest'ottica di semplificazione, infatti, i più tradizionali i processi in uso come lo stampaggio o la fusione, sono sostituiti dal processo più elementare per la tecnologia meccanica: la tornitura. Tornita è la barra cilindrica che funziona da leva, tornito il raccordo disegnato secondo una geometria tale da accogliere qualsiasi variazione; per la giuntura è prevista una normale vite che blocchi l'insieme in un sistema solidale e perfetto. In questo modo la forma della maniglia risulta essere una sorta di traduzione dello schema logico del processo di produzione e di assemblaggio delle parti.

The design for the Stilo handle is aimed at simplification, but the departure point was less directed at the form than at the production technology. Enzo Mari based the design reasoning for the Stilo handle on the revision of the processing technique. His alternative is machine-turned brass for the lever. Stilo employs turning as a more elementary substitute for the traditional techniques of moulding or casting. It is used for the cylindrical rod of the lever and for the shaft, the latter of which was designed with a shape that can be paired with all kinds of variants. The joint is fitted with a normal screw to block the components in a perfectly solid unit. Here, the handle's form is a translation of the logical scheme of the production process and the assembly of the parts.

M190



CR Cromo lucido/Bright chrome



ZL SuperOro lucido/ SuperGold bright



CO Cromo satinato/Satin chrome



IS SuperInox satinato/ SuperStainlessSteel satin

C190 K190



1_Delfina sedia/chair, Driade 1979
2_'16 animali" gioco/toy, Danese 1957
3_Berlin servizio di porcellana/ porcelain dinnerware, KPM 1994





1



2



3



Dolce Vita Marcel Wanders 2014

Intrigato dal riaccendere la passione per stili d'epoche passate e il gusto per la stravaganza nell'ambiente domestico, ho cercato di interpretare il tema della maniglia secondo uno stile originale e pieno di glamour. Come un gioiello esalta l'incarnato di chi lo indossa, così il dettaglio della maniglia impreziosisce la superficie della porta, diventandone il punto focale. Un elemento ispirato a stilemi più classici, il mozzo, e un volume geometrico perfettamente cilindrico, la leva, generano un connubio inedito tra due linguaggi apparentemente in antitesi per fondere questa meravigliosa polarità per la prima volta nel disegno della maniglia.
Marcel Wanders

Energised by a passion for period styles and a taste for extravagance in the domestic environment, I sought to interpret the theme of the door handle with originality and glamour. Like a jewel enhances the complexion of the wearer, so the detail of the door handle embellishes the surface of the door, becoming the focal point. The shaft element of Dolce Vita is inspired by classical stylistics. The lever is a perfectly minimal cylinder. Together they generate a previously unseen relationship between two seemingly antithetical languages, resulting in a wonderful polarity, merged into the design of a door handle for the first time.
Marcel Wanders

M243B



CR Cromo lucido/Bright chrome



ZL SuperOro lucido/ SuperGold bright



DS SuperBronzo satinato/ SuperBronze satin



CO Cromo satinato/Satin chrome



NL SuperNichel lucido/ SuperNickel bright



US SuperAntracite satinato/ SuperAnthracite satin

C243



K243B



Da sinistra/From the left:
Zeppelin lampada/light, Flos 2005
Love sedia/chair, Moooi 2013
Container Bowl, Moooi 2006
Knotted Chair, Droog 1996
Crochet Collection, Moooi 2015
Parent Chair, Moooi 2009









Beijing Steven Holl 2008

Ogni progetto è unico: non è paragonabile a nessun altro. Situazione, programma, luogo, sono fatti unici, e così anche l'idea che guida il disegno, la forza che lo conduce si genera intorno a questo *locus* di circostanze. In studio abbiamo approntato un laboratorio dove costruiamo modelli e mettiamo alla prova le strategie. Riguardo ai modelli, sperimentiamo materiali che si accordino alle diverse idee di progetto. La stessa idea che guida il progetto possiede una propria materialità: ed è differente per ogni nuovo disegno. In questo senso i modelli diventano veri e propri strumenti di lavoro per mettere a fuoco i concetti nella loro materialità: dal modello alla costruzione. La nostra collaborazione con Olivari dura ormai da parecchi anni. È una relazione che si è consolidata continuando a scambiarci modelli reali in grado di riprodurre la qualità del prodotto finale in tutta la sua ricchezza di forma, finitura, colore e temperatura. In ogni progetto mi riservo di essere aperto a ogni potenzialità. Credo che la nostra vita oggi possa essere migliorata sulla base della varietà emozionale che gli spazi sanno offrire: diversità di tettonica, diversità di materiale e diversità di luce. *Steven Holl*

One project is not comparable to the next; it is unique. The situation is unique, the programme is unique, the site is unique, and therefore the idea that drives the design, the force that drives the design, has to be generated around that locus of circumstances. We have a model shop where we build models to test different strategies. In the models, we use materials according to the design concept. The conceptual idea driving the design has a materiality. It's different for every project. The models are not models for presentations; they are working tools to develop the concepts materially. The next step is going from the materiality of the model to the materiality of construction. The model is an in-between stage. We have been working with Olivari for several years, and our relationship is based on the constant exchange of physical, 3D-milled models that reproduce the final product with all its richness in shape, finish, colour and temperature. For any given project, I want to be open to whatever the potentials are. I think our lives today could be enhanced by the kind of emotional variety spaces can give, different kinds of tectonics, different kinds of material, and different kinds of light. *Steven Holl*

M208



CR Cromo lucido/Bright chrome



IS SuperInox satinato/ SuperStainlessSteel satin



CO Cromo satinato/Satin chrome



US SuperAntracite satinato/ SuperAnthracite satin

C208 K208



1_ Herning museum of contemporary art, Denmark 2009 (ph. Steen Gyldendal)
2_Linked Hybrid, Beijing, China, 2009 (ph. Shu He)
3_ Knut Hamsun Center, Hamarøy, Norway 2009 (ph. Iwan Baan)
4_ NYU School of Philosophy, New York, 2007 (ph. Andy Ryan)



1



2



3



4

Planet / Planet B Luca Casini 2005/2010

M195 M195B



CR Cromo lucido/Bright chrome



ZL SuperOro lucido/ SuperGold bright



NL SuperNichel lucido/ SuperNickel bright



RS SuperRame satinato/ SuperCopper satin



CA Cromo lucido-satinato/ Chrome bright-satin



ZT SuperOro lucido-satinato/ SuperGold bright-satin



NS SuperNichel satinato/ SuperNickel satin



DS SuperBronzo satinato/ SuperBronze satin



CO Cromo satinato/Satin chrome



TS SuperOro satinato/ SuperGold satin



IS SuperInox satinato/ SuperStainlessSteel satin



US SuperAntracite satinato/ SuperAnthracite satin

C195



K195
K195B









Beta Joe Colombo 2010

Il progetto di Joe Colombo, del 1971, prevedeva l'utilizzo di un originale sistema di assemblaggio assiale, particolarmente robusto, nascosto da un elemento paracolpi in resina che rendeva superfluo il fermaporte: il sistema fu riconosciuto come un'invenzione, e brevettato. La duplice funzione era integrata in una forma slanciata e futuristica nel modello Paracolpi Alfa. Negli anni 2000, l'adozione del sistema di assemblaggio con grano, ha permesso la riproposizione della forma originale del modello Beta e della sua speciale eleganza. *Ignazia Favata*

Colombo's project called for the use of an original axial assembly system that was particularly robust, concealed by a shock absorber made of resin that made a doorstop superfluous. The system was recognised as an invention and patented. The twofold function was integrated in a slender and futuristic shape in the model Paracolpi Alfa. In the 2000s, the adoption of an assembly system with a grub screw allowed for the reproduction of the original shape and special elegance of the Beta handle. *Ignazia Favata*

M221B



CR Cromo lucido/Bright chrome



IS SuperInox satinato/ SuperStainlessSteel satin



CO Cromo satinato/Satin chrome



US SuperAntracite satinato/ SuperAnthracite satin

C221



K221B



1_Boby, contenitore/storage, Bieffeplast 1970
2_Acrilica, lampada/light, O-Luce 1963
3_Total Furnishing Unit, 'Italy: The New Domestic Landscape", MoMA, New York 1972
4_Habitat futuribile 'Visiona1", Bayer, 1969



1



2



3



4



Icona Vincent Van Duisen 2018

La maniglia ha un estetica essenziale, neutra e funziona come una sorta di 'passe-partout', con un tocco di memoria ma allo stesso momento contemporanea e moderna. Abbiamo prestato molta attenzione all'ergonomia, molto piacevole nella mano grazie alla sezione stondata all'interno dell' impugnatura. Questa parte stondata contrasta con la parte piatta visibile della maniglia e crea un effetto inaspettato.

The handle has an essential neutral aesthetics and works like a sort of 'passe-partout' with a touch of memory, but it is contemporary and modern at the same time. We paid a lot of attention to ergonomics, very pleasant in the hand thanks to the rounded section inside the handle. This rounded part contrasts with the visible flat portion of the handle and creates an unexpected effect

1 _ TR Residence_ photo by Koen Van Damme
2 _ DC II Residence, Tielrode, Belgium, 2012 photo by Koen Van Damme
3 _ VVD II Residence_ photo by Juan Rodriguez

M 254



CR Cromo lucido/Bright chrome



NL SuperNichel lucido/ SuperNickel bright



RS SuperRame satinato/ SuperCopper satin



CO Cromo satinato/Satin chrome



NS SuperNichel satinato/ SuperNickel satin



DS SuperBronzo satinato/ SuperBronze satin



IS SuperInox satinato/ SuperStainlessSteel satin



US SuperAntracite satinato/ SuperAnthracite satin

C254



K254







1



2



3



3





Link Piero Lissoni 2006

Nei miei progetti di architettura avevo bisogno di una maniglia che fosse vicina al mio modo di progettare: un oggetto silenzioso che avesse delle buone proporzioni, che fosse protagonista, ma non sopra le righe. Lo spunto di partenza per la progettazione era legato all'idea di un'estetica industriale più che decorativa: una maniglia essenziale, quasi un archetipo. Nelle ricerche di riferimenti comparivano oggetti presenti in fabbriche e opifici e le prime prove erano molto vicine a quel mondo, le maniglie però hanno un ambito commerciale molto particolare e quei prototipi, particolarmente crudi, sono stati leggermente addolciti. Così è nata Link, che assolve perfettamente alla sua funzione e che tutt'ora uso nella maggior parte dei nostri progetti. *Piero Lissoni*

For my architectural projects, I needed a handle close to my way of designing – a silent object with good proportions that would play its role with character, but without being overbearing. The departure point for the project was linked to the idea of industrial aesthetics more than decorativeness. I wanted a pared-down look, almost an archetype. In the research phase, we found handles meant for factories and workshops, and the first trials were close to that world. Those particularly raw prototypes were softened a bit, and that's how Link was born. It does the job beautifully, and I continue to use it in most of our architectural work. *Piero Lissoni*

M200



CR Cromo lucido/Bright chrome



CO Cromo satinato/Satin chrome



TS SuperOro satinato/SuperGold satin



NL SuperNichel lucido/SuperNickel bright



NS SuperNichel satinato/SuperNickel satin



IS SuperInox satinato/SuperStainlessSteel satin



RS SuperRame satinato/SuperCopper satin



DS SuperBronzo satinato/SuperBronze satin



US SuperAntracite satinato/SuperAnthracite satin

C200 K200



1, 2_Lissoni Associati, Roomers Hotel, Baden-Baden 2016 (ph. Federico Cedrone)
3_Modern RGB, Porro 2016 (courtesy Porro)
4_Glas Italia Headquarters, Milan 2011 (ph. Cesare Chimenti, Giovanni Gastel)



1



2

3



4



Logo James Irvine 2006

Quando per la prima volta fui contattato dall'Ing. Antonio Olivari, ricordo di essermi sentito intimidito. Olivari, una delle più famose aziende a livello mondiale di maniglie. L'azienda che ha collaborato con così tanti maestri. Come si può disegnare una maniglia per un'azienda di questo livello? Ho iniziato a fare schizzi, ma tenendoli per me. All'inizio erano idee strane e riguardandole mi chiesi se davvero volevo produrre una maniglia del genere. A dire il vero, no. Forse la maniglia non deve essere sempre protagonista. Forse può essere semplice. Il genere che si schizza quando si deve disegnare un pittogramma di una maniglia. Sì, una maniglia, non un fiore, una navicella spaziale o un componente di un motore. Più la disegnavo semplice, più mi piaceva. In seguito mi venne l'idea di gonfiarla un po' così che sembrasse ancora di più un fumetto. Quando l'Ing. Olivari chiese "come la chiamiamo?", io dissi che mi ricordava il logo di Olivari. Antonio disse: "E Logo sia!". *James Irvine*

When I was first contacted by the engineer Antonio Olivari, I remember feeling intimidated. Olivari is one of the most famous handle manufacturers in the world, a company that has collaborated with many maestri. How to design a handle for a firm of such stature? I started making sketches, but kept them to myself. In the beginning, they were strange ideas, and looking at them, I wondered if I really wanted to produce a handle like that. To tell the truth, no. Maybe the handle does not always have to play the leading role. Maybe it can be understated. The kind you doodle when you're drawing a pictogram of a handle. Yes, just a handle – not a flower, a spacecraft or an engine component. The simpler I drew it, the more I liked it. Then I had the idea to puff it up a little, to make it more like a comic strip. When Mr Olivari asked me, "What do we call it?" I said that it reminded me of the Olivari logo. Antonio said, "Then Logo it is!" *James Irvine*

M197



CR Cromo lucido/Bright chrome



IS SuperInox satinato/ SuperStainlessSteel satin



CO Cromo satinato/Satin chrome

C197



K197



1_Radar, armchair, B&B 2001
2_S-5000, modular sofa, Thonet, 2004
3_Juno, polypropylene chair, Arper, 2012
4_ Muji No. 14, table anc chair, Thonet, 2009





1



2



3



4



Globe Stefano Giovannoni 2012

Questo progetto è nato alcuni anni fa come maniglia da realizzare in sovrastampaggio, in plastica trasparente su metallo. Poi, ci siamo accorti che, per quanto semplice, questo prodotto mancava nel paesaggio così ampio e variegato delle maniglie esistenti e abbiamo deciso di realizzarlo nella sua versione più "basic": in solo metallo. *Stefano Giovannoni*

This project was initiated some years ago for a handle to be produced by overpressing transparent plastic onto metal. Then we realized that, however simple it was, this product was missing in the wide and varied landscape of existing handles. So we decided to produce it in its "basic" version, only in metal. *Stefano Giovannoni*

M227



CR Cromo lucido/Bright chrome



NS SuperNichel satinato/SuperNickel satin



CO Cromo satinato/Satin chrome

C227



K227



1_Bubble cappa aspirante/cook hood, Elica 2010
3_Girotondo, Alessi 1989 (con/with Guido Venturini)
3_cellulare/mobile phone, Alessi IIDA, 2010
4_Alessi Watches, Alessi 2009



1



2

3



4





Radial Rodolfo Dordoni 2014

La maniglia Radial è uno sviluppo del precedente modello Total. In un certo qual senso ne è la sorella in quanto esprime lo stesso concetto e possiede la stessa soluzione tecnologica che aveva reso Total un vero *best-seller*. Tanto Total era razionale, squadrata, quasi aggressiva, quanto invece Radial è arrotondata, sensuale, vicina a quella sensazione di morbidezza che invita al contatto. Se lì il principio erano linee rette e spigoli vivi, in Radial è la linea curva il tema formale. *Rodolfo Dordoni*

The Radial handle is an evolution of the preceding Total model, and in a certain sense it is a sister to it. It expresses the same concept and possesses the same technological solution that made the Total a best-seller. Just as the Total is rational, squared and almost aggressive, the radial is rounded, sensual and gives a sensation of softness that invites contact. Where the Total is based on straight lines and sharp edges, the Radial is based on the curved line and shapeliness. *Rodolfo Dordoni*

M235



CR Cromo lucido/Bright chrome



IS SuperInox satinato/ SuperStainlessSteel satin



DS SuperBronzo satinato/ SuperBronze satin



CO Cromo satinato/Satin chrome



RS SuperRame satinato/ SuperCopper satin



US SuperAntracite satinato/ SuperAnthracite satin

C235



K235











Laser Richard Sapper 1998

Il progetto della maniglia Laser di Richard Sapper è emblematico di un approccio all'industrial design tipico della stagione d'oro dei maestri milanesi: un lavoro di progressivo affinamento fatto di tanti modelli e messe a punto per equilibrare e modellare la forma fino al raggiungimento di un risultato soddisfacente. Lo spunto di partenza è un modello in legno realizzato da Sapper che risulta molto diverso dalla soluzione oggi in produzione: lo conserviamo gelosamente nell'archivio Olivari per testimoniare l'evoluzione del processo formale. L'idea di partenza era quella di realizzare una maniglia solida, sicura, ben impugnabile, e nello stesso tempo rigorosa nella sua linea. La soluzione del disegno è stata messa a fuoco giocando sulla doppia curvatura della sezione trasversale dell'impugnatura e imprimendo una leggera rotazione lungo l'asse al fine di accrescerne l'ergonomia. Applicata a un oggetto qual è una maniglia, questa metodologia di sviluppo, che progredisce per fasi successive a partire da un'idea progettuale, ha portato al risultato di una funzione ineccepibile e una forma in equilibrio tra innovazione, comfort e ricerca dell'essenzialità. *Antonio Olivari*

Sapper's design for the Laser door handle is emblematic of the industrial-design approach that was typical during the golden era of the Milanese maestri. The work was based on the progressive refinement of many models that were fine-tuned, balanced and shaped until a satisfactory result was obtained. The departure point was a wooden model built by Sapper. It is very different to the handle currently in production.
We keep it jealously preserved in the Olivari archive as proof of the evolution of the formal process. It started out as a solid, sturdy, well-formed grip that also had a strict line to it. The design solution was brought into focus by playing with the double curve of the cross-section of the lever and rotating it slightly along the axis in order to augment the ergonomics. This step-by-step design method led to impeccable results in form and function. A balance was achieved between innovation, comfort and simplicity. *Antonio Olivari*

M176



CR Cromo lucido/Bright chrome



IS SuperInox satinato/ SuperStainlessSteel satin



CO Cromo satinato/Satin chrome



US SuperAntracite satinato/ SuperAnthracite satin

C176



K176



1_Algol televisore/television, Brionvega 1964 (con/with Marco Zanuso)
2_Grillo telefono/telephone, Siemens Italtel 1965 (con/with Marco Zanuso)
3_TS 502 Radio, Brionvega 1963 (con/with Marco Zanuso)
4_Tizio lampada/desk lamp, Artemide 1972





1



2



3



4



Moon Shigeru Ban 2010

A volte penso che il mio lavoro presenti un paradosso: malgrado sia solito affrontare l'architettura con un approccio da industrial designer, nel corso della mia attività non ho disegnato molti prodotti industriali. La maniglia per Olivari è un'eccezione. Non è esattamente l'intersezione tra architettura e design però a essere al centro dell'ispirazione, quanto piuttosto l'essenzialità della forma. Al primo sguardo la maniglia appare ultra-semplice: da una rosetta circolare prende corpo un elemento di sezione ellittica. A un quarto del suo percorso, quando si trasforma nell'impugnatura, il corpo ellittico piega di 90° mantenendo intatta la sezione. La maniglia termina con un taglio netto a 45°, rivelando all'osservatore una sfaccettatura a forma di cerchio: è l'anima circolare implicita nell'ellisse. Ispirandomi all'arte dei maestri di Tameshi-giri – la difficile arte giapponese del taglio con la spada – ho cercato di imitare il modo di rivelare l'essenza dell'oggetto con un gesto fulmineo, un atto istantaneo che in molte arti tradizionali giapponesi è sintesi di bellezza: richiede mano ferma e mente sgombra. *Shigeru Ban*

Sometimes I think my work contains a paradox. Although I usually approach architecture as an industrial designer, over the course of my career I have not designed many industrial products. The handle for Olivari is an exception. The intersection between architecture and design is not exactly the source of my inspiration; rather it is the simplicity of the shape. At first glance, the handle seems ultra elementary. An element with an elliptical section comes forward from a circular rose. At one fourth of the length of the handle, it bends by 90 degrees to form the grip, maintaining its elliptical section. The handle ends sliced neatly by 45 degrees, revealing a cut with a circular shape. This is the circular core implicit in the ellipse. I was inspired by the art of tameshigiri, the challenging Japanese art of cutting with a sword. I attempted to imitate that way of revealing the essence of an object at one fell swoop, an instantaneous act that in many traditional Japanese arts is a symbol of beauty. It requires a steady hand and a clear mind. *Shigeru Ban*

M226B



CO Cromo satinato/Satin chrome



IS SuperInox satinato/ SuperStainlessSteel satin

C226



K226B



1_La Seine Musicale (Ph. Didier Boy de la Tour)
2_Oita Prefectural Art Museum (ph. Hiroyuki Hirai)
3_Nomadic Museum, New York 2006 (ph. Michael Moran)
4_Japan Pavillion, Expo 2000, Hannover 2000




1


2


3


4

Tizianella F Sergio Asti 1962

L'incontro con Sergio Asti, in pieno boom economico – quando il tema dello standard era al centro delle discussioni intorno all'industrial design – spinge Olivari a produrre un modello dove geometria rigorosa ed esigenze ergonomiche trovano piena espressione. Per la sua chiarezza geometrica la maniglia si è guadagnata il titolo di *long-seller* del catalogo Olivari: da quasi sessant'anni il modello Tizianella è ininterrottamente in produzione nelle sue declinazioni diverse, in termini di materiali e di variazione di finiture. *Antonio Olivari*

Olivari's encounter with Sergio Asti took place at the height of Italy's economic boom, when standardisation was at the centre of debate in the field of industrial design. This stimulated Olivari to produce a handle where strict geometry and ergonomic requirements find full expression. Thanks to its geometric clarity, the Tizianella handle has earned the title of long-seller in the Olivari product range. For almost 60 uninterrupted years, it has been in production in different versions in terms of materials and various finishes. *Antonio Olivari*

1_Ciotola/bowl Up&Up
2_Marco vaso/vase, Salviati 1962
3_Supernova lampada/lamp, Bilumen 1971
4_Profiterolle lampada/lamp, Martinelli 1968

M112



CR Cromo lucido/Bright chrome



ZL SuperOro lucido/SuperGold bright



IS SuperInox satinato/SuperStainlessSteel satin



CO Cromo satinato/Satin chrome



TS SuperOro satinato/SuperGold satin



NP nero opaco/mat black

C112 K112







1



2



3



4



Serenella Studio Olivari 2009

Nella sua semplicità e chiarezza formale esprime un carattere deciso che la rende adatta ad ambienti moderni.

In its simplicity and clearness of shape, express a clean cut character suitable for modern settings.

M130



CR Cromo lucido/Bright chrome



IS SuperInox satinato/ SuperStainlessSteel satin



CO Cromo satinato/Satin chrome



US SuperAntracite satinato/ SuperAnthracite satin

C128 K130











Raffaella Studio Olivari 1975

Presenza discreta, elegante. È diventato un classico, un cult nel panorama delle maniglie.
Ideata dall'Ufficio Tecnico, è utilizzata tanto in case moderne quanto in uffici e ambienti di lavoro.

This discreet, elegant handle has become a cult-status classic. Designed by the Olivari technical department, Raffaella is used just as readily in modern homes as it is in work environments.

M128



CR Cromo lucido/Bright chrome



CO Cromo satinato/Satin chrome



ZL SuperOro lucido/ SuperGold bright



TS SuperOro satinato/ SuperGold satin



IS SuperInox satinato/ SuperStainlessSteel satin



RS SuperRame satinato/ SuperCopper satin



DS SuperBronzo satinato/ SuperBronze satin



US SuperAntracite satinato/ SuperAnthracite satin

C128 K128





Chiara Studio Olivari 1975

È un modello universale e un long-seller. Si utilizza principalmente negli uffici, ma anche nelle case moderne. Il diametro sottile, di soli 15 mm di sezione, la rende elegante. È inoltre adatta per ambienti di forte passaggio grazie alla forma che si chiude su se stessa.

This universal model has become a long-selling door handle for offices and modern homes. The thin diameter, in section 15-millimetre only, gives it elegance. Suitable for high-traffic locations thanks to the lever's inward-curving tip.

M125



CR Cromo lucido/Bright chrome



CO Cromo satinato/Satin chrome

C125



K125









Selene Massimo Iosa Ghini 2005

Nel modello Selene, Massimo Iosa Ghini gioca la sua espressività "bolidista" in un segno dinamico che ha origine nel punto di intersezione del mozzo con la leva: nello slanciarsi verso l'alto sembra quasi trattenuta al piede arcuandosi in un gesto plastico.

The Selene model is a play on Iosa Ghini's expressive ties to the Italian design trend called bolidismo. Dynamism is contained in the intersection between the shaft and the lever's upward sweep that seems attached by its foot, arched in a sculptural poise.

M194



CA Cromo lucido-satinato/ Chrome bright-satin



ZT SuperOro lucido-satinato/ SuperGold bright-satin



CO Cromo satinato/Satin chrome

C194



K194











Wind Studio Olivari 2003

Il susseguirsi di curve che si muovono in maniera aggraziata e filante disegna una maniglia moderna e dinamica, piacevole da guardare, ma anche da impugnare.

A sequence of shapely curves moving in a sweeping manner makes for a modern and dynamic handle that is pleasing to the eye and comfortable to the hand.

M187



CR Cromo lucido/Bright chrome



ZL SuperOro lucido/ SuperGold bright



CO Cromo satinato/Satin chrome



TS SuperOro satinato/ SuperGold satin

C187



K187





Onda Nicola Novelletto 1998

Nel caso di Onda, la ricerca è stata di tipo puramente ergonomico: un'esplorazione dei movimenti che compie la mano, delle pressioni che esercita, dei movimenti che svolge, della sua fisicità. Non deve stupire l'equilibrio tra classicità e modernità poiché la mano umana non si è evoluta, è sempre uguale a se stessa: molti strumenti moderni sono simili, se non proprio l'esatta replica di quelli usati migliaia di anni fa. Come effetto si ottiene una gradevole sensazione di facilità, adesione e accompagnamento, che ha ne suggerito il nome. *Nicola Novelletto*

For the Onda handle, the studies I made were purely ergonomic. I analysed the movements of the hand, the pressure it exerts and its physicality. It is no wonder that the result is a balance between classic and modern, because the human hand has not evolved – it has always been the same as it is now. Many modern tools are similar, if not exact replicas of ones used thousands of years ago. The final effect is a pleasant sensation of ease, adhesion and accompaniment, which is what suggested the name Onda, Italian for "wave". *Nicola Novelletto*

M175



CR Cromo lucido/Bright chrome



CO Cromo satinato/Satin chrome



ZL SuperOro lucido/ SuperGold bright



TS SuperOro satinato/ SuperGold satin



NL SuperNichel lucido/ SuperNickel bright



IS SuperInox satinato/ SuperStainlessSteel satin



RS SuperRame satinato/ SuperCopper satin



DS SuperBronzo satinato/ SuperBronze satin

C175



K175











Novella Novelletto, Volonterio 1996

Novella è stata disegnata insieme a Roberto Volonterio che ricordo con affetto. Eravamo entrambi dei 'novellini' in questo settore e fu una piacevole sorpresa fare centro alla prima prova: ci caricò di entusiasmo. Ricordo che i nostri disegni (a matita!) erano talmente elementari che i primi modelli realizzati in azienda non colsero alcune superfici e preferimmo studiarli nei minimi dettagli in un modello. Da allora presentammo tutti i progetti in forma di modello. Vorrei ricordare il signor Barbaglia, capo officina, che contribuì alla definizione della bella cremonese e col quale, superata la 'diffidenza' iniziale, si costruì un bel rapporto di collaborazione e stima. La linea è estremamente semplice e liscia, ispirata a una foglia d'ulivo: le superfici leggermente curve e morbide e la presa, delicata e fluida. Ammetto che ancora mi stupisce vedere come resista al tempo dopo oltre vent'anni!.
Nicola Novelletto

In 1994, I designed the Novella handle together with Roberto Volontiero, whom I remember with great fondness. We were both beginners (*novellini*, in Italian) in this field, so it was a pleasant surprise to be met with success at our first try – it made us very enthusiastic. I remember that our first (pencil!) drawings were so elementary that the first models the company made did not even include some of the surfaces we intended them to have. So we decided to study them on our own in every last detail by making our own model. After that, we always presented our designs in a model. I'd like to mention signor Barbaglia, the workshop supervisor, who contributed to the definition of the beautiful lever handle. We established a wonderful relationship of collaboration and esteem with him after an initial moment of mutual "wariness". The simple, smooth line of the handle was inspired by the leaf of an olive tree, seen in its gently curved surfaces and delicate, fluid grip. That was over 20 years ago. I admit that I am still amazed at its longevity! *Nicola Novelletto*

M165



CR Cromo lucido/Bright chrome



ZL SuperOro lucido/SuperGold bright



IS SuperInox satinato/SuperStainlessSteel satin



CO Cromo satinato/Satin chrome



TS SuperOro satinato/SuperGold satin



DS SuperBronzo satinato/SuperBronze satin

C165



K165







Nirvana Massimo Iosa Ghini 1997

Nel modello Nirvana, la pulsione di Massimo Iosa Ghini per la componente aerodinamica del segno si esprime con evidenza nella soluzione scelta per il raccordo tra il mozzo e la leva. La torsione e il dinamismo impresso nel punto in cui si incontrano, lo slancio della leva, la linea filante del loro innesto (riducendosi di sezione il mozzo, la leva acquista dinamismo) sono elementi espressivi di questa sua passione per la velocità e il movimento che lo caratterizza fin dai suoi esordi "bolidisti".

The Nirvana model expresses Massimo Iosa Ghini's attraction for the aerodynamic component of signs. The solution he chose for the joint between the shaft and the lever contains torsion and movement. The lift of the lever, the flow of the line where they meet, and the small section of the shaft converge to give a dynamic character to the handle, a design that communicates Iosa Ghini's love of speed and his early roots in the Italian design trend called *bolidismo*.

M173



CR Cromo lucido/Bright chrome



ZL SuperOro lucido/ SuperGold bright



CO Cromo satinato/Satin chrome

C173 K173









Agata Albini, Helg 1965

Nell'immaginare un oggetto funzionale al gesto di afferrare una leva per innescare un'azione e trasformare lo spazio – aprirlo o chiuderlo – Franco Albini e Franca Helg disegnano una maniglia con la leggerezza di un'ala di uccello o di un profilo di un fiore, imboccando una direzione espressiva di contenuta organicità. Il suo disegno riflette l'appassionata ricerca di un punto di equilibrio tra qualcosa e il suo opposto: tra sensualità e linearità geometrica, tra solidità e leggerezza, tra esattezza grafica del segno e consistenza volumetrica della materia. Tutti i caratteri tipici della ricerca formale di Albini ed Helg sono riconoscibili anche in questo piccolo oggetto misurato sulla scala della mano: l'alleggerimento del materiale, la ricerca di una linea fluente, le geometrie filiformi, una certa propensione per forme affusolate, la precisione, la sottile eleganza moderna e classica nello stesso tempo. Tra le maniglie ergonomiche è un classico del buon design italiano.

In their imagining an object functional to the gesture of gripping a lever to trigger an action that transforms the space by opening or closing, Franco Albini and Franca Helg designed a handle with the lightness of a bird's wing, and the profile of a flower. They travelled a road directed toward the expression of organic shapes. The Agata handle reflects their keen search for a point of equilibrium between one thing and its opposite – between a sensual organic mood and geometric linearity; between solidity and lightness; between a precise graphic mark and the volumetric consistency of the material. All the typical qualities of Albini and Helg's experimentation with form are recognisable in this small object proportioned to the scale of a hand: making the material lighter; the search for fluid lines; slender geometric shapes; a certain propensity for tapered forms; exactitude; and subtle elegance that is modern and classic at the same time. Among ergonomic handles, this is a classic of good Italian design.

M116



CR Cromo lucido/Bright chrome



ZL SuperOro lucido/SuperGold bright



CO Cromo satinato/Satin chrome

C116 K116



1_ Franco Albini, Tre Pezzi poltrona/armchair, Poggi 1959
2_ Franco Albini, Margherita, poltrona/armchair, Vittorio Bonacina1956
3_Franco Albini, Fiorenza poltrona/armchair, Arflex 1952-1955
4_La Rinascente: scala/staircase, Roma 1957
5_Franco Albini, 'Stanza per un Uomo", VI Triennale di Milano 1936
6_Linea 1 della Metropolitana Milanese: corrimano/Milan Metro Line One: handrail, (F.Albini, F.Helg, A.Piva, B. Noorda) 1962-1964





1



2



3



4



5



6

Siena Novelletto, Volonterio 1997

Le maniglie Siena e Orvieto, ideate con Roberto Volonterio, nascono entrambe da una ricerca sulle forme "classiche". Non è stato semplice trovare le proporzioni e gli equilibri che le rendessero contemporanee pur conservando i segni della tradizione e la memoria del passato. I due modelli, pur essendo alternativi, si completano rimanendo nell'ambito della tradizione. *Nicola Novelletto*

The Siena and Orvieto handles are based on a study of classic forms. It was not easy to find the right proportions and proper balance that would make them contemporary while preserving the mark of tradition and the memory of the past. Although alternatives, the two models complement each other in the ambit of established familiarity. *Nicola Novelletto*

M169



CR Cromo lucido/Bright chrome



ZL SuperOro lucido/ SuperGold bright



DS SuperBronzo satinato/ SuperBronze satin



CO Cromo satinato/Satin chrome



TS SuperOro satinato/ SuperGold satin

C169



K169









Orvieto Novelletto, Volonterio 1997

M170



CR Cromo lucido/Bright chrome



CO Cromo satinato/Satin chrome



ZL SuperOro lucido/
SuperGold bright



TS SuperOro satinato/
SuperGold satin



DS SuperBronzo satinato/
SuperBronze satin

C170



K170











Icaro Paolo Portoghesi 1997

Era una mia aspirazione, da quando ho cominciato a costruire, poter usare delle maniglie coerenti con la mia concezione dell'architettura come arte dell'accoglienza. Uno dei primi atti che compie chi entra in un edificio è quello di aprire delle porte. Lì avviene il primo contatto fisico, lì si "tocca" l'edificio. La maniglia è quindi anche l'introduzione tattile all'architettura e per un architetto che pensa, progettando, ci si debba rivolgere a tutti e cinque i sensi, questo contatto acquista una grande importanza. Ho cercato quindi di "dare la mano" a chi entra con un oggetto insieme piacevole e moderatamente espressivo. Ho cercato di fargli sentire, increspando lievemente la superficie come quella di una foglia, o dell'ala di un uccello, qualcosa di vibrante, di vivo. Olivari ha fatto il resto con la consueta eleganza. *Paolo Portoghesi*

Ever since I started building, it had been an aspiration of mine to be able to use door handles that were coherent with my idea of architecture as the art of welcoming. One of the first things a person does when entering a building is open the door. That is where the first physical contact takes place, where you "touch" the building. So the handle is a tactile introduction to it. For an architect like me, who thinks that design should involve all five senses, this contact acquires great importance. I attempted to give people entering "a handshake" by offering them a handle that is at once pleasing and moderately expressive. By rippling the surface slightly, like a leaf or the wing of a bird, my aim was to have them feel something vibrant and alive. Olivari did the rest, with its habitual elegance. *Paolo Portoghesi*

M168



ZL SuperOro lucido/
SuperGold bright

C168 K168



1_Tea&Coffee Piazza, Alessi 1979-1983
2_posate d'argento/silver cutlery, Cleto Munari 1984
3_Nuova Chiesa, Calcata 2009
4_Grande Moschea di Roma, 1974



1



2



3



4

Bond Andrea Branzi 1994

L'idea di questa maniglia nasce dal desidero di evadere dalla geometria e dall'ergonomia tradizionale di questo strumento domestico trasformandolo in una forma accogliente attorno a cui si avvolge la nostra mano. Il nome fa riferimento ai manganelli di gomma che vediamo nei film polizieschi o nei cartoni animati. Il metallo, senza spigoli, sembra diventare un materiale morbido e rassicurante: come la gomma appunto. Un filo di ironia nel progetto di design serve sempre a uscire dai rigori della nostra idea calvinista della Modernità. *Andrea Branzi*

The idea behind this handle is the desire to escape from the geometry and traditional ergonomics of this domestic instrument, and transform it into a welcoming form around which to wrap our hand. The name is a reference to the rubber police batons you see in spy movies and cartoons. The smooth-edged metal seems to become a soft, reassuring material, just like rubber. A bit of wit in design projects is always useful to get away from the punctiliousness of our Calvinistic idea of modernity. *Andrea Branzi*

M163



CO Cromo satinato/Satin chrome



ZL SuperOro lucido/ SuperGold bright

C163 K163



1_Berione libreria/bookshelf, Cassina 1988 (ph studio Marconi)
2_Blister vaso/vase, Design Gallery 2004
3_"Andrea Branzi, Open Enclosures", Fondation Cartier pour l'art contemporain, Paris, 2008 (courtesy Fondation Cartier pour l'art contemporain)



1



2



3



Golia Studio Olivari 1994

Lo Studio Olivari, mettendo a punto una serie di forme semplici, misurate, gradevoli e adatte per i giovani, tra le prime ha ideato Golia, una maniglia che ha immediatamente riscosso il favore del pubblico, per il suo essere adatta a tutti gli ambienti della casa.

Studio Olivari, developing a series of simple, measured, pleasing and suitable forms for young people, among the first designed Golia, a handle that immediately gained the public's favor, for its adaptation to all environments of the house.

M160



CR Cromo lucido/Bright chrome



ZL SuperOro lucido/ SuperGold bright



CO Cromo satinato/Satin chrome



DS SuperBronzo satinato/ SuperBronze satin

C160



K160







Emilia Studio Olivari 1996

A metà degli anni '50 si era realizzata con l' arch. Vico Magistretti la maniglia Torre Parco, espressamente per l' edificio di 20 piani da lui progettato con Franco Longoni in prossimità della Triennale di Milano. Emilia è una sua versione più moderna e addolcita, che l' architetto ha affidato alla responsabilità dello Studio Olivari.

In the mid 1950s it was realized with arch. Vico Magistretti handles Park Tower, specifically for the 20 floors building he designed with Franco Longoni near the Triennale of Milan. Emilia is its most modern and sweet version, which the architect has entrusted to the responsibility of Studio Olivari.

M167



CR Cromo lucido/Bright chrome



CO Cromo satinato/Satin chrome



ZL SuperOro lucido/ SuperGold bright



TS SuperOro satinato/ SuperGold satin



DS SuperBronzo satinato/ SuperBronze satin

C167



K167







Polo Rodolfo Bonetto 1991

Rodolfo Bonetto, disegnatore autodidatta, con la passione della batteria e del jazz, ha espresso il proprio stile attraverso un'innumerevole serie di oggetti: macchine utensili, elettrodomestici, orologi, telefoni, calcolatori, scarponi da sci, laser chirurgici. Un campo dove si è particolarmente distinto è lo studio degli interni delle automobili dove la componente stilistica (la continuità di materia e forma) si fonde con esigenze di tipo ergonomico e tecnico: un approccio ulmiano riconoscibile anche nel disegno della maniglia Polo. La sua geometria è, infatti, tutta giocata sulla modulazione di un'unica sezione ovale che, nel compiere una rotazione di novanta gradi, dà corpo all'immagine dell'impugnatura: la matrice formale è un ovale pressoché dello stesso diametro della rosetta. La rigorosa impostazione geometrica però si trasforma nel momento in cui si adatta al gesto della mano che afferra, rompendo la simmetria formale e generando una forma impercettibilmente disassata nel rispetto delle regole dell'ergonomia.

Bonetto was a self-taught designer with a love of jazz and playing the drums. He expressed his style in a countless number of objects, including machine tools, household appliances, alarm clocks, telephones, calculators, ski boots and surgical lasers. One of his particular fields of interest was the design of automobile interiors, where he combined the stylistic continuity of material and form with ergonomic and technical requirements. That approach contained elements of design theory as it was taught at Ulm, which are also recognisable in the Polo handle. Its geometry is based on the modulation of a single oval section. As the handle bends by 90 degrees, it gives body to the image of the lever. The formal matrix is an oval with almost the same diameter as the rose. The strict geometric outline is transformed by adapting to the gesture of the hand as it grips, breaking the formal symmetry and generating an imperceptibly offset shape that respects the rules of ergonomics.

M152



CR Cromo lucido/Bright chrome



CO Cromo satinato/Satin chrome

C152



K152



1_Autovox Linea 1, 1969
2_Aki portaombrelli/umbrellas holder, B-line 1975
3_Boomerang poltrona/armchair, Flexform 1968
4_Quattro Quarti tavolini/nesting tables, Bernini 1969



1



2



3



4





Flaminia Studio Olivari 1994

Flaminia è una delle maniglie prodotte dalla ricerca di forme semplici, adatte a un pubblico giovane: a distanza di anni mantiene una precisa validità formale e una piacevole ergonomia.

Flaminia is one of the handles produced by the search for simple shapes, suitable for a young audience: after years it keeps a precise formal validity and a pleasant ergonomics.

M159



CR Cromo lucido/Bright chrome



ZL SuperOro lucido/ SuperGold bright



DS SuperBronzo satinato/ SuperBronze satin



CO Cromo satinato/Satin chrome



TS SuperOro satinato/ SuperGold satin

C159



K159







Comet Nicola Novelletto 2001

L'idea di Comet è venuta pensando al movimento, a un corpo levigato che si muove senza attriti e resistenze. Questa premessa ha portato a un fuso liscio che può essere impugnato in modo naturale per trasmettere una sensazione di fluidità. La linea di separazione e l'abbinamento di due finiture permettono di far apprezzare ancora di più la forma della maniglia. *Nicola Novelletto*

The idea for Comet is movement: a smooth unit moving without friction or resistance. This resulted in a streamlined spindle shape that forms a natural handgrip while transmitting a feeling of fluidity. The separation line and a combination of two finishes exalt the handle's form. *Nicola Novelletto*

M183



CA Cromo lucido-satinato/
Chrome bright-satin



ZT SuperOro lucido-satinato/
SuperGold bright-satin



CN Cromo lucido-SuperNichel satinato/
Bright chrome-SuperNickel satin

C183 K183








OLIVARI

Sector Studio Olivari 2002

Frutto della ricerca dello Studio Olivari su forme icastiche ma non invasive, Aurelia si è evoluta e completata con una versione più caratterizzata - Sector - per esprimere la propria natura moderna e decisa.

The result of Studio Olivari's research on icastic but non-invasive forms, Aurelia has evolved and completed with a more distinctive version - Sector - to express its modern and decisive nature.

M186



CA Cromo lucido-satinato/ Chrome bright-satin



ZT SuperOro lucido-satinato/ SuperGold bright-satin

C186 K186







Aurelia Studio Olivari 2002

M185



CR Cromo lucido/Bright chrome



CO Cromo satinato/Satin chrome



ZL SuperOro lucido/ SuperGold bright



TS SuperOro satinato/ SuperGold satin



NL SuperNichel lucido/ SuperNickel bright



NS SuperNichel satinato/ SuperNickel saten



IS SuperInox satinato/ SuperStainlessSteel satin



RS SuperRame satinato/ SuperCopper satin



DS SuperBronzo satinato/ SuperBronze satin



US SuperAntracite satinato/ SuperAnthracite satin

C185



K185







Aster Studio Olivari 1998

M174



CA Cromo lucido-satinato/
Chrome bright-satin



ZT SuperOro lucido-satinato/
SuperGold bright-satin



CE Cromo lucido-poliestere nero/
Bright chrome-black polyester

C174



K174



Tra le maniglie nate dalla ricerca di forme semplici, adatte a un pubblico giovane, Futura ha incontrato il maggior successo, per la sua forma dinamica e slanciata.
La versione Aster, attraverso la bi-finitura, permette interessanti possibilità di espressione e personalizzazione.

Among the handles born from the search for simple shapes, suitable for a young audience, Futura has met the greatest success, for its dynamic and slender form.
The Aster version, through the bi-finishing, offers interesting possibilities of expression and customization.





Futura Studio Olivari 1997

M172



CR Cromo lucido/Bright chrome



ZL SuperOro lucido/
SuperGold bright



NS SuperNichel satinato/
SuperNickel satin



CO Cromo satinato/Satin chrome



IS SuperInox satinato/
SuperStainlessSteel satin

C172



K172





Garda Ignazio Gardella 1951

Quando nel 1949 Ignazio Gardella progetta una delle sue architetture più celebri – il condominio di via Marchiondi a Milano firmata con Anna Castelli Ferrieri e Roberto Menghi – tutto è disegnato con maestria di dettaglio. Olivari è coinvolta per quanto riguarda la realizzazione delle maniglie e da questa collaborazione, centrata su un'idea di architettura in cui ogni parte, anche la più minuta, partecipa al disegno di un insieme organico, nasce la serie Garda. Per la sua linea essenziale dal linguaggio asciutto, Gardella dichiara di prendere ispirazione all'architetto razionalista tedesco Ferdinand Kramer che aveva partecipato alle visioni urbane della *Neue Frankfurt* di Ernst May disegnando una maniglia dalla geometria elementare. Gardella studia le proporzioni della sua maniglia a partire da un elemento cilindrico: progressivamente si svasa assumendo forma di cono con la stessa astratta eleganza che contraddistingue la sua architettura.

When in 1949 Ignazio Gardella began working on one of his most famous pieces of architecture, the apartment complex at Via Marchiondi 7 in Milan, designed with Anna Castelli Ferrieri and Roberto Menghi, every last detail was skilfully crafted. Olivari was involved for the production of the door handles, and this collaboration – centred on an idea of architecture in which every part, no matter how small, contributed toward the aim of an organic whole – led to the creation of the Garda series. For its clean lines and lean visual language, Gardella declared to have taken inspiration from the German functionalist architect Ferdinand Kramer, who had participated under the project leader Ernst May in the new city plan for Frankfurt (*Das Neue Frankfurt*, 1925-1930) by designing a utilitarian, geometric door handle. Gardella studied the proportions of his own handle by starting with a cylindrical element that progressively widens toward the end of the lever, taking on a conical shape with the same elementary elegance that distinguishes his architecture.

M105



CR Cromo lucido/Bright chrome



ZL SuperOro lucido/ SuperGold bright



CO Cromo satinato/Satin chrome



DS SuperBronzo satinato/ SuperBronze satin

C105 **K105**



1_Dispensario antitubercolare / Tuberculosis sanatorium, Alessandria 1934-1938
2_Ignazio Gardella, Franco Albini, Quartiere Mangiagalli, Milano 1950-1952
3_LTA3 Arenzano lampada/light, Azucena 1956
4_tavolo esposto alla X Triennale di Milano/table exhibited at X Triennale di Milano, 1954
5_Digamma poltrona/armchair, Gavina 1950


1


2


3


4


5



Sibilla Vico Magistretti 1992

Ricordo che quando andai allo studio di Vico Magistretti per concordare il progetto della sua nuova maniglia, mentre discorrevamo seduti intorno al grande tavolo che occupava quasi tutta la stanza, la schizzava davanti a me, istintivamente, fissandola in una forma pressoché definitiva. La sua idea era quella di realizzare un oggetto ergonomico e nello stesso tempo slanciato. Mentre raccontava di quanto fosse interessante la forma di un osso, l'abbozzava con mano sicura. Subito dopo, cominciò a riflettere sul fatto che la dinamicità che desiderava ottenere, potesse essere espressa apportando un taglio alle due estremità, e poiché non erano simmetriche, i tagli dovevano seguire una differente inclinazione. "Prova a fare un campione seguendo questi schizzi", mi disse. "Vediamo se riuscite ad esprimere la mia idea". Al terzo prototipo si è detto soddisfatto ed è nata Sibilla. Questo era il metodo di lavoro di Vico: cercava un confronto immediato con i tecnici perché le sue intuizioni fossero realizzate al meglio. *Antonio Olivari*

I remember going to Magistretti's studio to talk about him designing a new handle. Sitting around a big table that practically took up the entire room, he sketched the Sibilla right before my eyes, practically fixing its definite form there and then. His idea was to make it an ergonomic object that also had verve. As he described how interesting he found the shape of a bone, he steadily drew one. Soon after, he began musing about how the dynamic effect he wished to obtain for the handle could be expressed by slicing off the two extremities. Seeing that they weren't symmetrical, the cuts needed to have different inclinations. "Try to make a sample along the lines of these sketches," he said to me. "Let's see if you succeed in expressing my idea." By the third prototype, he was satisfied. Sibilla was born. This is how Vico liked to work. He sought immediate answers from technicians so that his ideas would be made to their best potential. *Antonio Olivari*

M154



CR Cromo lucido/Bright chrome



CO Cromo satinato/Satin chrome

C154



K154



1_Selene sedia/chair, Artemide 1968
2_Atollo lampada/light, O-luce 1977
3_Eclissi lampada/light, Artemide 1967
4_Maralunga divano/sofa, Cassina 1973
5_Nuvola Rossa libreria/bookshelf, Cassina 1977





1



2



3

4



5







Marilyn MAD Architects 2016

Marilyn nasce dal linguaggio organico e sinuoso dello studio MAD Architects e del suo leader Ma Yansong. La forma morbida e flessuosa della maniglia ricorda il design innovativo delle *Absolute Towers* di Toronto, note tra gli abitanti del quartiere come *Marilyn Monroe Towers*. Un gesto semplice ed elegante innesca la torsione pronta ad accogliere ergonomicamente la mano nel gesto di afferrare la maniglia. Il design si bilancia nella ricerca di un equilibrio tra pieni, vuoti e diverse sfumature di ombre. Marilyn con le sue curve flessuose e funzionali enfatizza il livello di connessione tra architettura e industrial design.

Marilyn is part of the organic and sinuous design language wielded by MAD Architects and its leader, Ma Yansong. The soft, curvaceous shape of the handle is reminiscent of the innovative form used by MAD for the Absolute Towers in Toronto, which local residents have nicknamed the Marilyn Monroe Towers. Easy, elegant lines start off the twist to ergonomically meet the hand as it grips the lever. The approach is a balanced search for equilibrium between solids, voids and shadows of different depths. Marilyn's functional torsion emphasises the high level of connection between architecture and industrial design.

M252B



CR Cromo lucido/Bright chrome



CO Cromo satinato/Satin chrome



IS SuperInox satinato/SuperStainlessSteel satin



DS SuperBronzo satinato/SuperBronze satin



US SuperAntracite satinato/SuperAnthracite satin

C252



K252B



1_Absolute Towers, Mississauga, Canada 2006-2012
2_Chaoyang Park Plaza, Beijing, China 2012-2016
3_Conrad Hotel, Beijing, China 2008-2013





1



2



3

Conca Patricia Urquiola 2014

L' Hotel Mandarin Oriental di Barcellona è stata la prima occasione di collaborazione tra Patricia e noi. Da questo primo incontro nasce Conca, in due tempi e in due versioni. La prima, più grande, nata da un approccio scultoreo ed espressivo, è riservata solo all'hotel. La seconda, più raccolta, ripensata in termini di proporzioni, è entrata far parte del nostro catalogo. In entrambi i casi Patricia ha voluto proporre una maniglia importante, di carattere, ma nello stesso tempo leggera: da accarezzare, più che da impugnare. *Antonio Olivari*

The Mandarin Oriental hotel in Barcelona was our first opportunity to work together with Patricia Urquiola. This is when the Conca was born, devised on two different occasions and in two different versions. The first is the larger one, with a sculptural and expressive approach – reserved for the hotel only. The second is more compact, with redesigned proportions, and is part of our range. In both cases, Urquiola wished to propose an important handle, one with character, yet light. More than a handgrip, it's a handle with a soft touch. *Antonio Olivari*

M236B



CR Cromo lucido/Bright chrome



IS SuperInox satinato/ SuperStainlessSteel satin



DS SuperBronzo satinato/ SuperBronze satin



CO Cromo satinato/Satin chrome



RS SuperRame satinato/ SuperCopper satin



US SuperAntracite satinato/ SuperAnthracite satin

C236



K236B









Uovo Studio Olivari 1957

Il modello Uovo è stato ideato da Ambrogio Olivari. Occorreva un pomolo piccolo, dalla forma elegante e per ottenerlo, come rivela il nome, ha semplicemente utilizzato un uovo.
Per la realizzazione si è preferito optare sulla fusione in conchiglia con anima in sabbia, una tecnica che consentiva di ottenere un'ampia superficie esterna e un corpo internamente cavo: per ridurre il materiale, contenere i costi e anche il peso (in modo da non gravare sulla serratura).
Il modello ha avuto grande successo ed è ancora a catalogo.

The Uovo (Italian for "egg") is the brainchild of Ambrogio Olivari.
We needed a small knob with an elegant shape. To obtain it, as the name reveals, he simply used an egg.
To produce it, we cast it using shell moulding with a sand core, a technique that allowed us to achieve a large exterior surface and a hollow body.
This reduced the amount of material needed, lowered costs and lightened the weight (in order to not weigh down on the mechanism).
The model was extremely successful and is still part of our range.

M108



CR Cromo lucido/Bright chrome



ZL SuperOro lucido/ SuperGold bright



DS SuperBronzo satinato/ SuperBronze satin



CO Cromo satinato/Satin chrome



TS SuperOro satinato/ SuperGold satin



NP Nero opaco/Mat black

C108



K108







Blindo Studio Olivari 1998

Ha una forma ovale ed elegante. Ottenuto per forgiatura a caldo, è perfettamente idoneo ai trattamenti di galvanica e pvd che lo rendono particolarmente adatto per l'utilizzo su porte pesanti ed esposte agli agenti atmosferici esterni.

Blindo has an oval and elegant shape. It is made by hot forging, and is perfectly suited to galvanizing and physical vapour deposition (PVD), making it good for heavy doors and exposure to outdoor conditions.

M178



CR Cromo lucido/Bright chrome



CO Cromo satinato/Satin chrome



ZL SuperOro lucido/ SuperGold bright



TS SuperOro satinato/ SuperGold satin



NL SuperNichel lucido/ SuperNickel bright



NS SuperNichel satinato/ SuperNickel saten



IS SuperInox satinato/ SuperStainlessSteel satin



RS SuperRame satinato/ SuperCopper satin



DS SuperBronzo satinato/ SuperBronze satin



US SuperAntracite satinato/ SuperAnthracite satin

C178



K178









special

maniglie con materiali
o lavorazioni particolari

door handles with particular
materials or processes





Edge Peter Marino 2008

Peter Marino, architetto conosciuto e apprezzato per il suo design anche dalle icone delle moda, ha contribuito a ridefinire in chiave moderna il lusso in tutto il mondo. La maniglia per porta disegnata per Olivari forse è una chiara esemplificazione di questo concetto. Una struttura geometrica il cui bordo incornicia una striscia realizzata in diversi materiali, per diventare accessori che cambiano l'uso. Legno, vetro o Corian ciascuno conferisce un proprio stile alla maniglia

Peter Marino, designer and architect - his work is also appreciated and sought-after by fashion icons -reinterprets luxury on a global scale, redefining the everyday in contemporary terms. This door handle designed for Olivari is a clear example of this concept. A geometric structure whose borders frame an inset strip made of various materials, transforming it into an accessory that changes to suit its surroundings. Wood, glass or Corian each imparts its own stylistic flavor to the door handle.

M212



EB Cromo lucido-Inox satinato/
Bright chrome-Satin stainlesssteel



6E Cromo lucido-Vetro opaco/
Bright chrome-Mat glass



EC Cromo lucido-Ciliegio/
Bright chrome-Cherry wood



MC Cromo satinato-Ciliegio/
Satin chrome-Cherry wood



ZC SuperOro lucido-Ciliegio/
SuperGold bright-Cherry wood



6M Cromo satinato-Vetro opaco/
Satin chrome-Mat glass



EV Cromo lucido-Rovere/
Bright chrome-Oak wood



MV Cromo satinato-Rovere/
Satin chrome-Oak wood



ZV SuperOro lucido-Rovere/
SuperGold bright-Oak wood



EA Cromo lucido-Corian bianco/
Bright chrome-White Corian



EW Cromo lucido-Wengé/
Bright chrome-Wengé



MW Cromo satinato-Wengé/
Satin chrome-Wengé



ZW SuperOro lucido-Wengé/
SuperGold bright-Wengé



MA Cromo satinato-Corian bianco/
Satin chrome-White Corian



Ice Cube Dominique Perrault 2010

Il modello Ice Cube si può dire sia la prima maniglia in cristallo molato, ossia ricavato da una lastra di cristallo tecnico e super-trasparente.
In questo "gioco di volumi semplificati" tipici del linguaggio di Dominique Perrault – grazie anche alla collaborazione di Gaëlle Lauriot-Prévost – l'ispirazione nasce da uno strumento quale il morsetto usato naturalmente nei cantieri per tenere insieme forme e materiali diversi. Il punto di connessione tra il cristallo e il "dente" della sezione a L del mozzo in metallo è risolto con un incollaggio strutturale di precisione che ha richiesto una lunga sperimentazione. A volte la semplicità nasconde al suo interno grandi complessità. *Antonio Olivari*

In all probability, the Ice Cube model is the first door handle ever made in polished glass. It is obtained from a sheet of high-tech super-clear glass. As is typical to the visual language employed by Perrault, and thanks to his teamwork here with Lauriot-Prévost, we see a play of simplified volumes. Part of the inspiration came from the clamps used on construction sites to hold together different shapes and materials. The point of connection between the glass and the flap of the L-shaped metal shaft is resolved by means of structural adhesive. The attachment is so precise it required lengthy experimentation. Sometimes simple appearances conceal great complexity. *Antonio Olivari*

M223B



C6 Cromo lucido-trasparente/Bright chrome-transparent



M6 Cromo satinato-trasparente/Satin chrome-transparent

C223



K223B











Crystal Diamond Marcel Wanders 2015

La collezione di maniglie Crystal del 2015 di Marcel Wanders è una sorta di compendio della storia e dell'abilità artigianale, maturata dall'azienda in oltre 100 anni di vita. È una luminosa e scintillante continuità della combinazione di minimalismo e classicismo evocati dalla sua maniglia "Dolce Vita" (2014). Divisa in due parti, una in ottone e l'altra, frontale, in cristallo, ci consente d'intravedere – attraverso il cristallo – il decoro riflesso sull'ottone.

The Crystal family of door handles is a sort of compendium of the history and craftsmanship that our company has developed over more than 100 years. It is a luminous and sparkling continuation of the combined minimalist-classicistic personality of Wanders' Dolce Vita model from 2014. Divided in a brass base and a glass front, the transparency of the glass allows us to look through it and see the reflected decoration on the brass underneath.

M246B



C6 Cromo lucido/Bright chrome



Z6 SuperOro lucido/ SuperGold bright



M6 Cromo satinato/Satin chrome



U6 SuperAntracite satinato/ SuperAnthracite satin

C246 K246B





Crystal Royal Marcel Wanders 2015

La collezione di maniglie Crystal è frutto dell'estro immaginifico di Marcel Wanders e della sua passione per il cristallo che lo aveva già portato a collaborare con Baccarat. Da questa sua esperienza deriva la scelta di scomporre l'impugnatura scultorea in due parti: una strutturale in ottone, l'altra decorativa in cristallo trasparente. Il decoro Royal gioca sul piacere visivo della moltiplicazione dei riflessi di luce, e sulla sorpresa dell'afferrare una forma sfaccettata come una gemma preziosa. *Antonio Olivari*

The Crystal family of door handles is the fruit of Wanders' imaginative flair and his love of crystal, which he has explored by working with Baccarat. That experience inspired him to divide the sculptural handgrip into two parts. One is structural, made in brass; the other is ornamental, made in clear crystal. The Royal's decoration plays with the optical effect of multiplying reflections of light, and offers the pleasant surprise of grasping a form that is faceted like a precious gem. *Antonio Olivari*

M245B



C6 Cromo lucido/Bright chrome



Z6 SuperOro lucido/ SuperGold bright



M6 Cromo satinato/Satin chrome



U6 SuperAntracite satinato/ SuperAnthracite satin

C245



K245B











Aurora Alessandro Mendini 1994

L'idea di una maniglia che racchiudesse la magia del vetro è nata dal colloquio con Alessandro Mendini. Ebbe subito l'intuizione di una goccia di vetro trasparente integrata o emergente dal metallo, e così anche l'idea della forma. Poi la palla è passata a noi. Non avevamo mai affrontato il tema dell'unione del nostro abituale metallo con il vetro, a noi sconosciuto. Non è stato quindi facile entrare in sintonia con gli artigiani di Murano e indurli a lavorare con una precisione a cui non erano abituati. Il risultato però è stato di grande soddisfazione per tutti e ha portato con sé un caleidoscopio di soluzioni estetiche mai sperimentate prima.
Antonio Olivari

The idea for a door handle containing the magic of glass originated in a conversation with Alessandro Mendini. He wanted to design a drop-shaped piece of glass integrated with or emerging from metal. Then the ball was in our court. We had never thought of uniting our habitual material of metal with glass, because we had no experience with it. So it was not simple to enter into harmony with the artisans of Murano in Venice and have them craft the glass with a degree of precision they were not used to. But the result was of great satisfaction to everyone, and along with it came a kaleidoscope of aesthetic solutions we had not seen before.
Antonio Olivari

M164

Cromo lucido/Bright chrome



C1 azzurro/light blue



C6 trasparente/transparent

Cromo satinato/Satin chrome



6M trasparente/transparent



C5 ambra/amber

C164



K164



disponibile anche/also avalaible:
SuperOro lucido/SuperGold bright

disponibile anche in combinazioni personalizzate:
finitura lucida+vetro opaco oppure
cromo satinato+vetro trasparente/
also avalaible in custom combinations:
bright finish+mat glass or
satin chrome+transparent glass





Chelsea Jean Nouvel 2013

La ricerca condotta per mettere a punto il modello Chelsea è espressione della sensibilità artistica di Jean Nouvel. La maniglia nasce in contemporanea con la torre residenziale "100 11th Avenue" che Jean progetta per il quartiere nel cuore di Manhattan da cui prende il nome: egli immagina un'architettura come una "macchina per la visione" in grado di catturare i riflessi del fiume Hudson sul quale si affaccia. Per le maniglie, Jean ci chiede un modello fuori dall'usuale. È alla ricerca di una forma diversa rispetto alla geometria tubolare che convenzionalmente ispira la leva. Rifiuta in partenza anche un materiale come l'acciaio, perché vuole che siano i sensi a guidare la sua definizione formale. Ci spiega che vuole siano stimolati da una forma morbida, sensuale, piacevole al tatto e da un materiale caldo, quasi soffice. Vuole infine che diventi un segno grazie al colore. La maniglia nasce con queste premesse: è modellata sull'impronta della mano che l'afferra, ed è realizzata in gomma morbida e nera. In fabbrica poi, per la produzione di serie, sperimentiamo insieme differenti materiali, dal legno al vetro, fino a individuare la porcellana, declinata nelle versioni nero opaco e bianco lucido: entrambe icastiche, di grande impatto comunicativo. *Antonio Olivari*

The studies conducted to fine-tune the Chelsea handle are an expression of Jean Nouvel's artistic sensibility. He designed it when he was working on 100 Eleventh Avenue in the Chelsea neighbourhood of Manhattan, a 23-storey residential tower he describes as "a vision machine" that captures reflections from the nearby Hudson River. For the handles, Nouvel asked us for an unusual model. He wanted a shape that was different from the tubular geometry conventionally used for the lever. He also refused the materiality of steel, because he was letting his senses guide its formal definition. He wanted them to be stimulated by a soft, sensual shape that was pleasant to the touch, and a material that was warm, almost buttery. And finally, his aim was for the handle to be a mark, thanks to the use of colour. These were the requirements that engendered the Chelsea. It is modelled after the print of a hand gripping it, and made in soft, black rubber. In the factory, when we engineered it for serial production, we experimented with Nouvel using different materials like wood and glass, until we decided to use porcelain in matte black and shiny white. Both are lively objects with great communicative impact. *Antonio Olivari*

M232B



CB Cromo lucido/bianco
Bright chrome/white



CE Cromo lucido/nero opaco
Bright chrome/mat black



MB Cromo satinato/bianco
Satin chrome/white



ME Cromo satinato/nero opaco
Satin chrome/mat black

C232 **K232B**



1_Fondation Cartier, Paris, France 1994
2_Institut du monde arabe IMA, Paris 1987
3_Conference Center, France, 1993
4_100 11th Avenue, New York 2010



1



2



3



4





Club Vico Magistretti 1999

Come succedeva sempre con Vico, l'idea è nata da una conversazione: ragionando con lui sul senso del comfort è nata l'idea di realizzare una maniglia con un rivestimento in pelle per renderla piacevole al tatto. Vico ha pensato in una logica di tipo "industriale" disegnando due gusci assottigliati su cui incollare lo strato di pelle in modo da dare continuità alla forma ed eliminare la cucitura: la parte tipicamente più soggetta a sporcarsi e a usurarsi. La proposta mi è parsa subito molto interessante e innovativa: da sviluppare. *Antonio Olivari*

As always seemed to happen with Vico, inspiration for Club was born during conversation. Talking with him about the feeling of comfort, he came up with the idea of a leather-clad handle that would be pleasant to touch. Along the lines of industrial logic, he designed two tapered half-shells to which the leather was glued. This gave continuity to the form and allowed us to avoid the sewn seam, which would have trapped dirt and been susceptible to wear and tear. I immediately found the proposal very interesting and innovative, so we developed it. *Antonio Olivari*

M181

Cromo lucido/Bright chrome



XB avorio/ivory



XF testa di moro/dark brown



XE marrone/brown



XN nero/black

C181



K181



disponibilie anche/also available
SuperNichel satinato/SuperNickel satin





Boma Ny Monti G.P.A. 1972

Gli architetti Gianemilio Monti, Pietro Monti e Anna Bertarini, persone di grande professionalità e gentilezza, avevano affascinato papà con l'idea di realizzare la prima maniglia in plastica prodotta in Italia. Certamente Boma si è rivelata la più diffusa e apprezzata. Nostro padre ci teneva particolarmente a specificare che era stata utilizzata la resina Durethan della Bayer di Leverkusen, sia perché si trattava di un ottimo materiale plastico, sia perché i tecnici della Bayer si dimostrarono molto disponibili e prodighi di consigli. Per un'azienda come Olivari, da sempre abituata a realizzare in metallo le sue maniglie, la plastica sembrava un azzardo: il mercato l'avrebbe capita e accettata? Fu una scommessa e fu vinta. Oltre a essere stato un ottimo biglietto da visita per il mondo del design, anno dopo anno la Boma è diventata un *best-seller*. La novità della forma e il colore, uniti all'economicità del materiale e del processo di produzione, hanno determinato un successo durevole: come tale resiste nel tempo.
Antonio Olivari

The architects Gianemilio Monti, Pietro Monti and Anna Bertarini, highly professional and kind people, intrigued our father with their proposal to make the first plastic handle produced in Italy. Of course Boma turned out to be the most widely used and appreciated. Dad was always particularly keen on specifying that they were made using Durethan resin by the Bayer company from Leverkusen, Germany. He liked to mention that for two reasons. One is that the plastic was an excellent material, and the other was because the technicians at Bayer were so forthcoming and generous with advice. For a company like Olivari, used to making its handles in metal, plastic had seemed risky. Would the market appreciate it? It was a wager, and it was won. Besides being a good calling card in the design world, year after year the Boma was a best-seller. The novelty of shape and colour combined with the inexpensiveness of the material and production process made for long-lasting success, and this has continued to be so over time. *Antonio Olivari*

M501



NE Nero/Black



GR Grigio/Grey



BI Bianco/White

C501 K501



1_Casa d'abitazione in via Calco 2 (con/with Enrico Freyrie), Milano 1954-1956
2_ Casa d'abitazione in via A. Moro a San Donato Milanese - 1991
3_Appendiabiti in compensato multistrato, de Padova ICF 1955





2



3



Iseo Ny Sergio Asti 1983

M507



NE Nero/Black



BI Bianco/White

C507



K507







Chiara Ny Studio Olivari 1975

M509



NE Nero/Black



BI Bianco/White

C509



K509







guilloché

Il guilloché è una tecnica decorativa di incisione realizzata con apposite macchine che, guidate manualmente, generano un preciso, intricato e ripetitivo pattern sul materiale di base. A differenza dell'incisione *tout court*, realizzata a mano, che si presta a un decoro più libero e naturalistico, quella realizzata con le macchine à guillocher è tipicamente meccanica e ripetitiva, consente però di ottenere un'infinità di pattern differenti al variare dei parametri di lavorazione combinandosi alla sensibilità tecnica, ma anche estetica, dell'operatore. L'origine esatta delle prime macchine non è nota con certezza. È possibile che abbiano paternità svizzera, forse per opera di un ingegnere francese di nome Guillot. I primi esempi di casse di orologio lavorate con questa tecnica portano inciso l'anno 1624. L'effettiva introduzione nel settore dell'orologeria risale al 1786, quando Abraham-Louis Breguet inizia a utilizzarla per decorare i quadranti e le casse dei suoi orologi. Questa tecnica sperimenta una straordinaria popolarità nel XIX secolo, grazie soprattutto all'opera di Peter Carl Fabergé.

Guilloche is a decorative engraving technique that uses special lathes. Guided manually, these machines draw a precise, intricate, repeated pattern on the metal surface. Different to freehand engraving, which is suited to more naturalistic and free decorations, guilloche engraving is typically mechanical and reiterative. It allows for infinite different patterns by varying the parameters of the process, which work in concert with the technician's technical sensibility and aesthetic judgement. The exact origin of the first guilloche machines is uncertain, but perhaps they were Swiss or invented by a French engineer named Guillot. The first examples of its use are found on watch cases engraved with the year 1624. The definitive introduction of guilloche in watchmaking dates back to 1786, when Abraham-Louis Breguet began using it to decorate the dials and cases of his watches. In the 19th century, the technique became highly popular, largely thanks to the work of Peter Carl Fabergé.

Diana Barley Studio Olivari 2016

M1DBB



CR Cromo lucido/Bright chrome



NL SuperNichel lucido/
SuperNickel bright



ZL SuperOro lucido/
SuperGold bright

C1DB



K1DBB



Barley "a chicco d'orzo", allure brillante e sofisticata.
La decorazione Barley riprende il classico motivo "a chicco d'orzo" della tradizione guilloché: la trama di fitte incisioni che si rincorrono conferisce alla maniglia un'allure brillante e sofisticata.

Engraving similar to grains of barley with a shiny sophisticated allure.
The Barley decoration is based on the classic grain motif of traditional guilloche engraving. The running, close-set pattern gives the handle shiny, sophisticated allure.









Diana Damier Studio Olivari 2016

M1DDB



CR Cromo lucido/Bright chrome



NL SuperNichel lucido/
SuperNickel bright



ZL SuperOro lucido/
SuperGold bright

C1DD



K1DDB



Damier "a scacchi", caratteri di un'eleganza sofisticata.
La decorazione Damier riprende il classico motivo "a scacchi" della tradizione guilloché: la trama di fitte incisioni alternate esprime i caratteri di un'eleganza sofisticata.

Elegant chequers with a sophisticated air.
The Damier decoration takes up the classic chequerboard motif of traditional guilloche engraving with alternating squares of close-set patterns of sophisticated elegance.





Diana Chevron Studio Olivari 2016

M1DCB



CR Cromo lucido/Bright chrome



NL SuperNichel lucido/
SuperNickel bright



ZL SuperOro lucido/
SuperGold bright

C1DC



K1DCB



Chevron "a zig-zag" o"spina di pesce", espressione di preziosità e raffinatezza.
La decorazione Chevron riprende il classico motivo "a zig-zag", o a "spina di pesce", della tradizione guilloché, espressione di preziosità e raffinatezza.

A herringbone motif expressing precious refinement.
The Chevron decoration takes up the classic herringbone motif of traditional guilloche engraving as an expression of preciousness and refinement.







Atena Ligne Studio Olivari 2016

M1ALB



CR Cromo lucido/Bright chrome



NL SuperNichel lucido/
SuperNickel bright



ZL SuperOro lucido/
SuperGold bright

C1AL



K1ALB



Ligne "a righe", eleganza essenziale e senza tempo.
La decorazione Ligne sposa il classico motivo "a righe" della tradizione guilloché con la perfetta geometria cilindrica della maniglia per una soluzione di eleganza essenziale e senza tempo.

An elegant linear pattern, timeless and understated.
The Ligne decoration marries the classic lined motif of traditional guilloche engraving with the perfect cylindrical geometry of the handle, resulting in understated, timeless elegance.









Atena Rank Studio Olivari 2016

M1ARB



CR Cromo lucido/Bright chrome



NL SuperNichel lucido/
SuperNickel bright



ZL SuperOro lucido/
SuperGold bright

C1AR



K1ARB



Rank "a onda", riflessi di forte carattere.
La decorazione Rank riprende il classico motivo "a onda" della tradizione guilloché che ben si sposa con la purezza geometrica del cilindro creando riflessi di forte carattere.

Wavy zigzags for characterful reflections.
The Rank decoration takes up the classic wavy zigzag motif of traditional guilloche engraving, which lends itself perfectly to the geometrical pureness of the cylinder, creating characterful reflections.



Atena Panier Studio Olivari 2016

M1APB



CR Cromo lucido/Bright chrome



NL SuperNichel lucido/
SuperNickel bright



ZL SuperOro lucido/
SuperGold bright

C1AP



K1APB



Panier , intreccio di vimini delle ceste, eleganza e classicità.
La decorazione Panier riprende il classico motivo della tradizione guilloché che allude all'intreccio di vimini delle ceste, esprimendo eleganza e classicità.

A basket-weave pattern with classic elegance.
The Panier decoration takes up the classic basket-weave motif of traditional guilloche engraving to express elegance and classicism.







placca

plate



Placca orizzontale bassa
Low horizontal plate

Adatta per tutte le maniglie
Suitable for all catalogue handles

La placca orizzontale bassa è stata ideata come alternativa alla rosetta, per svolgere una duplice funzione.
Innanzitutto una funzione estetica:
essendo una sorta di sfondo, di proiezione della maniglia, rende l'insieme un tutt'uno integrato, con forte segnalazione e connotazione.
In secondo luogo una funzione tecnica:
la sua estensione dietro la maniglia impedisce di toccare la porta e quindi evita il rischio di urtarla e rovinarla.
Per consentire di utilizzare la placca orizzontale con tutte le maniglie del catalogo, sono state realizzate due versioni: una rettangolare e una ovale.
Entrambe sono dotate di molla di ritorno molto robusta e di posizione di arresto orizzontale, al fine di riportare sempre in corretta posizione la maniglia dopo il suo utilizzo. Testate secondo la prova di resistenza (norma DIN EN 1906), hanno superato i 200.000 cicli, risultando appartenere alla classe 4, cioè adatte agli utilizzi gravosi. Di fatto poi la prova è stata prolungata fino a 1.000.000 di cicli, che sono stati agevolmente superati.

The low horizontal plate was designed as an alternative to the rosette, to perform a dual function.
First of all, an aesthetic function:
being a sort of backdrop, an extension of the door handle, it creates the effect of one whole integrated piece, with strong expression and substance.
Secondly, a technical function:
its presence prevents the door handle from touching the door and therefore avoids the risk of hitting and damaging it.
To allow the use of the horizontal plate with all the door handles in the catalogue, two versions have been made: a rectangular and an oval version.
Both are equipped with a very strong return spring and a horizontal stop position, in order to always return the door handle to its correct position after use. Tested according to the resistance test (DIN EN 1906), they exceeded 200,000 cycles, resulting in grade 4 classification, that is suitable for heavy use. In fact, the test was extended up to 1,000,000 cycles, which was easily exceeded.



CR Cromo lucido/Bright chrome



ZL SuperOro lucido/ SuperGold bright



NL SuperNichel lucido/ SuperNickel bright



RS SuperRame satinato/ SuperCopper satin



CO Cromo satinato/Satin chrome



TS SuperOro satinato/ SuperGold satin



NS SuperNichel satinato/ SuperNickel satin



DS SuperBronzo satinato/ SuperBronze satin



IS SuperInox satinato/ SuperStainlessSteel satin



US SuperAntracite satinato/ SuperAnthracite satin

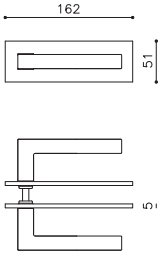



CR Cromo lucido/Bright chrome



ZL SuperOro lucido/ SuperGold bright



NL SuperNichel lucido/ SuperNickel bright



RS SuperRame satinato/ SuperCopper satin



CO Cromo satinato/Satin chrome



TS SuperOro satinato/ SuperGold satin



NS SuperNichel satinato/ SuperNickel satin



DS SuperBronzo satinato/ SuperBronze satin



IS SuperInox satinato/ SuperStainlessSteel satin



US SuperAntracite satinato/ SuperAnthracite satin

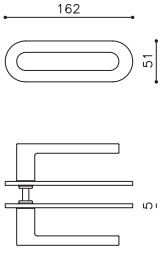

OLIVARI





pomoli zancati
pomoli centrali

offset door knobs
central door knobs

Planet Q Studio Olivari



ottone/brass

CR Cromo lucido/Bright chrome
CO Cromo satinato/Satin chrome
IS SuperInox satinato/ SuperStainlessSteel satin

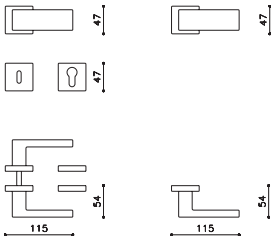

P203RB8
P203RY8

S203RDF
S203RD

Planet Studio Olivari



ottone/brass

CR Cromo lucido/Bright chrome
CO Cromo satinato/Satin chrome
NS SuperNichel satinato/ SuperNickel satin
IS SuperInox satinato/ SuperStainlessSteel satin

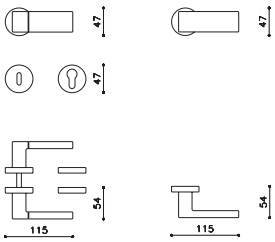

P195RB8
P195RY8

S195RDF
S195RD

Blindo Studio Olivari



ottone/brass

CR Cromo lucido/Bright chrome
CO Cromo satinato/Satin chrome
ZL SuperOro lucido/SuperGold bright
TS SuperOro satinato/SuperGold satin
NL SuperNichel lucido/ SuperNickel bright
NS SuperNichel sainato/ SuperNickel satin
IS SuperInox satinato/ SuperStainlessSteel satin
RS SuperRame satinato/ SuperCopper satin
DS SuperBronzo satinato/ SuperBronze satin
US SuperAntracite satinato/ SuperAnthracite satin

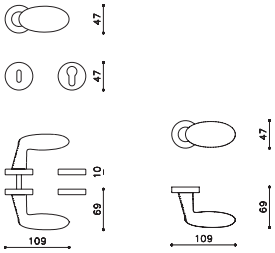

M178RB8
M178RY8

Z178RDF
Z178RD

Uovo Studio Olivari



ottone/brass

CR Cromo lucido/Bright chrome
CO Cromo satinato/Satin chrome
NP Nero opaco/Mat black
ZL SuperOro lucido/SuperGold bright
TS SuperOro satinato/SuperGold satin
DS SuperBronzo satinato/ SuperBronze satin

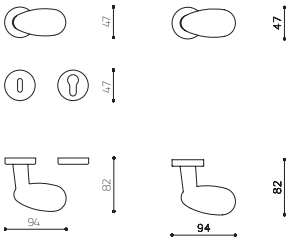

M108RB8
M108RY8

Z108RDF
Z108RD

Bond Andrea Branzi



ottone/brass

CO Cromo satinato/Satin chrome
ZL SuperOro lucido/SuperGold bright

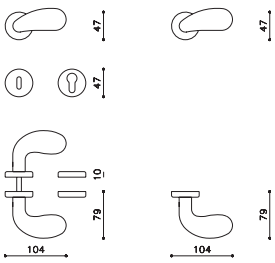

P163RB8
P163RY8

S163RDF
S163RD

Diana Studio Olivari



ottone/brass

CR Cromo lucido/Bright chrome
CO Cromo satinato/Satin chrome
ZL SuperOro lucido/SuperGold bright
NL SuperNichel lucido/SuperNickel bright
IS SuperInox satinato/SuperStainlessSteel satin
RS SuperRame satinato/SuperCopper satin
DS SuperBronzo satinato/SuperBronze satin
US SuperAntracite satinato/SuperAnthracite satin

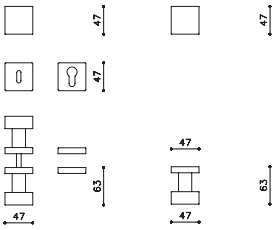

P206RB8
P206RY8

S206RF
S206R



ottone/brass

CR Cromo lucido/Bright chrome
CO Cromo satinato/Satin chrome
ZL SuperOro lucido/SuperGold bright
NL SuperNichel lucido/SuperNickel bright
IS SuperInox satinato/SuperStainlessSteel satin
RS SuperRame satinato/SuperCopper satin
DS SuperBronzo satinato/SuperBronze satin
US SuperAntracite satinato/SuperAnthracite satin

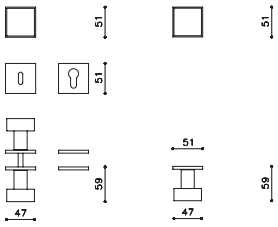

P206RB8B
P206RY8B

S206RFB
S206RB

Link Piero Lissoni



ottone/brass

CR Cromo lucido/Bright chrome
CO Cromo satinato/Satin chrome
ZL SuperOro lucido/SuperGold bright
NL SuperNichel lucido/SuperNickel bright
NS SuperNichel satinato/SuperNickel satin
IS SuperInox satinato/SuperStainlessSteel satin
RS SuperRame satinato/SuperCopper satin
DS SuperBronzo satinato/SuperBronze satin
US SuperAntracite satinato/SuperAnthracite satin

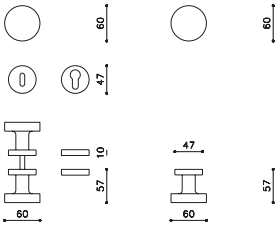

P200RB8
P200RY8

S200RF
S200R



ottone/brass

CR Cromo lucido/Bright chrome
CO Cromo satinato/Satin chrome
ZL SuperOro lucido/SuperGold bright
NL SuperNichel lucido/SuperNickel bright
NS SuperNichel satinato/SuperNickel satin
IS SuperInox satinato/SuperStainlessSteel satin
RS SuperRame satinato/SuperCopper satin
DS SuperBronzo satinato/SuperBronze satin
US SuperAntracite satinato/SuperAnthracite satin

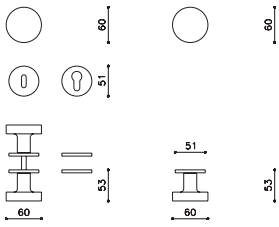

P200RB8B
P200RY8B

S200RFB
S200RB

Oscar Studio Olivari



ottone/brass

CR Cromo lucido/Bright chrome
CO Cromo satinato/Satin chrome
NL SuperNichel lucido/ SuperNickel bright
RS SuperRame satinato/ SuperCopper satin
DS SuperBronzo satinato/ SuperBronze satin

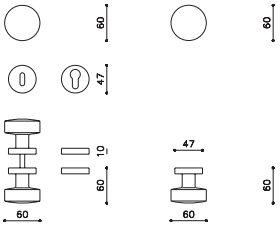

P123RB8
P123RY8

S123RF
S123R

Roger Studio Olivari



ottone/brass

CR Cromo lucido/Bright chrome
CO Cromo satinato/Satin chrome
TS SuperOro satinato/SuperGold satin
NL SuperNichel lucido/ SuperNickel bright
RS SuperRame satinato/ SuperCopper satin
DS SuperBronzo satinato/ SuperBronze satin

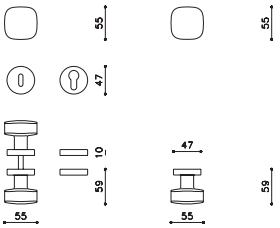

P120RB8
P120RY8

S120RF
S120R

Edison ø 60 Mazza, Gramigna



ottone/brass

CR Cromo lucido/Bright chrome
CO Cromo satinato/Satin chrome
ZL SuperOro lucido/SuperGold bright
TS SuperOro satinato/SuperGold satin
NL SuperNichel lucido/SuperNickel bright
IS SuperInox satinato/SuperStainlessSteel satin
RS SuperRame satinato/SuperCopper satin
DS SuperBronzo satinato/SuperBronze satin
US SuperAntracite satinato/SuperAnthracite satin

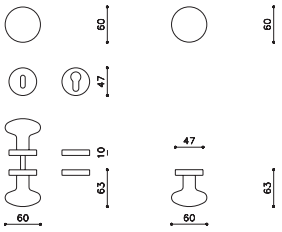

P146RB8
P146RY8

S146RF
S146R

Edison ø 70 Mazza, Gramigna



ottone/brass

CR Cromo lucido/Bright chrome
CO Cromo satinato/Satin chrome
ZL SuperOro lucido/SuperGold bright
TS SuperOro satinato/SuperGold satin
NL SuperNichel lucido/SuperNickel bright
IS SuperInox satinato/SuperStainlessSteel satin
RS SuperRame satinato/SuperCopper satin
DS SuperBronzo satinato/SuperBronze satin
US SuperAntracite satinato/SuperAnthracite satin

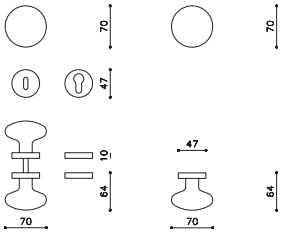

P147RB8
P147RY8

S147RF
S147R

Edison ø 80 Mazza, Gramigna



ottone/brass

CR Cromo lucido/Bright chrome
CO Cromo satinato/Satin chrome

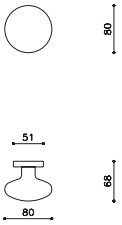

S148RF

chiavistelli

latches

Cubo Studio Olivari



ottone/brass

CR Cromo lucido/Bright chrome
CO Cromo satinato/Satin chrome
ZL SuperOro lucido/SuperGold bright
NL SuperNichel lucido/SuperNickel bright
NS SuperNichel satinato/SuperNickel satin
IS SuperInox satinato/ SuperStainlessSteel satin
RS SuperRame satinato/ SuperCopper satin
DS SuperBronzo satinato/ SuperBronze satin
US SuperAntracite satinato/ SuperAnthracite satin

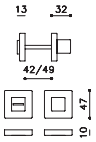

H136V6

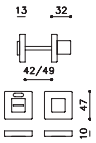

H136VF6

Space Q Studio olivari



ottone/brass

CR Cromo lucido/Bright chrome
CO Cromo satinato/Satin chrome
ZL SuperOro lucido/SuperGold bright
NL SuperNichel lucido/SuperNickel bright
NS SuperNichel satinato/SuperNickel satin
IS SuperInox satinato/ SuperStainlessSteel satin
RS SuperRame satinato/ SuperCopper satin
DS SuperBronzo satinato/ SuperBronze satin
US SuperAntracite satinato/ SuperAnthracite satin

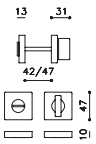

H202V6



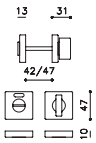

H202VF6

Verona Q Studio Olivari



ottone/brass

CR Cromo lucido/Bright chrome
CO Cromo satinato/Satin chrome
ZL SuperOro lucido/SuperGold bright
NL SuperNichel lucido/SuperNickel bright
NS SuperNichel satinato/SuperNickel satin
IS SuperInox satinato/ SuperStainlessSteel satin
RS SuperRame satinato/ SuperCopper satin
DS SuperBronzo satinato/ SuperBronze satin
US SuperAntracite satinato/ SuperAnthracite satin

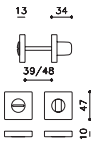

H117V6

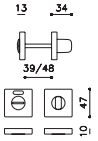

H118V6

Link Piero Lissoni





ottone/brass

CR Cromo lucido/Bright chrome
CO Cromo satinato/Satin chrome
ZL SuperOro lucido/SuperGold bright
TS SuperOro satinato/SuperGold satin
NL SuperNichel lucido/SuperNickel bright
NS SuperNichel satinato/SuperNickel satin
IS SuperInox satinato/ SuperStainlessSteel satin
RS SuperRame satinato/ SuperCopper satin
DS SuperBronzo satinato/ SuperBronze satin
US SuperAntracite satinato/ SuperAnthracite satin

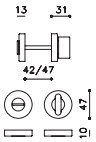

H200V6

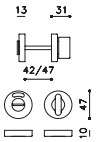

H200VF6

Space Studio Olivari





ottone/brass

CR Cromo lucido/Bright chrome
CO Cromo satinato/Satin chrome
ZL SuperOro lucido/SuperGold bright
NL SuperNichel lucido/SuperNickel bright
NS SuperNichel satinato/SuperNickel satin
IS SuperInox satinato/ SuperStainlessSteel satin
RS SuperRame satinato/ SuperCopper satin
DS SuperBronzo satinato/ SuperBronze satin
US SuperAntracite satinato/ SuperAnthracite satin

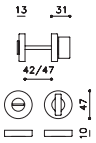

H193V6

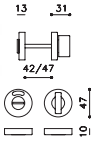

H193VF6

Verona V Studio Olivari



ottone/brass

CR Cromo lucido/Bright chrome
CO Cromo satinato/Satin chrome
NP Nero opaco/Mat black
ZL SuperOro lucido/SuperGold bright
TS SuperOro satinato/SuperGold satin
NL SuperNichel lucido/SuperNickel bright
NS SuperNichel satinato/SuperNickel satin
IS SuperInox satinato/ SuperStainlessSteel satin
RS SuperRame satinato/ SuperCopper satin
DS SuperBronzo satinato/ SuperBronze satin
US SuperAntracite satinato/ SuperAnthracite satin

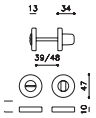

H106V6

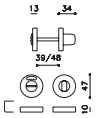

H109V6

Verona R Studio Olivari



ottone/brass

CR Cromo lucido/Bright chrome
CO Cromo satinato/Satin chrome
ZL SuperOro lucido/SuperGold bright
TS SuperOro satinato/SuperGold satin
NL SuperNichel lucido/SuperNickel bright
NS SuperNichel satinato/SuperNickel satin
IS SuperInox satinato/ SuperStainlessSteel satin
RS SuperRame satinato/ SuperCopper satin
DS SuperBronzo satinato/ SuperBronze satin

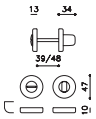

H107R6

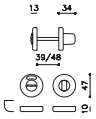

H108R6

Alexandra F.A. Porsche

ottone/brass

CR Cromo lucido/Bright chrome
CO Cromo satinato/Satin chrome
IS SuperInox satinato/ SuperStainlesssteel satin



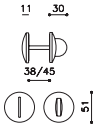

H150/6

Icaro Paolo Portoghesi

ottone/brass

ZL SuperOro lucido/SuperGold bright



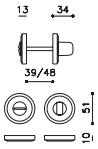

H168R6

Cubo Studio Olivari



ottone/brass

CR Cromo lucido/Bright chrome
CO Cromo satinato/Satin chrome
ZL SuperOro lucido/SuperGold bright
NL SuperNichel lucido/SuperNickel bright
NS SuperNichel satinato/SuperNickel satin
IS SuperInox satinato/ SuperStainlessSteel satin
RS SuperRame satinato/ SuperCopper satin
DS SuperBronzo satinato/ SuperBronze satin
US SuperAntracite satinato/ SuperAnthracite satin

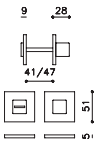

H136V6B

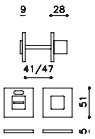

H136VF6B

Link Q Piero Lissoni



ottone/brass

CR Cromo lucido/Bright chrome
CO Cromo satinato/Satin chrome
ZL SuperOro lucido/SuperGold bright
TS SuperOro satinato/SuperGold satin
NL SuperNichel lucido/SuperNickel bright
NS SuperNichel satinato/SuperNickel satin
IS SuperInox satinato/ SuperStainlessSteel satin
RS SuperRame satinato/ SuperCopper satin
DS SuperBronzo satinato/ SuperBronze satin
US SuperAntracite satinato/ SuperAnthracite satin

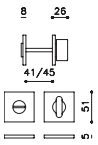

H209V6B

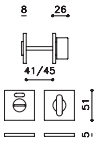

H209VF6B

Space Q Studio Olivari





ottone/brass

CR Cromo lucido/Bright chrome
CO Cromo satinato/Satin chrome
ZL SuperOro lucido/SuperGold bright
TS SuperOro satinato/SuperGold satin
NL SuperNichel lucido/SuperNickel bright
NS SuperNichel satinato/SuperNickel satin
IS SuperInox satinato/ SuperStainlessSteel satin
RS SuperRame satinato/ SuperCopper satin
DS SuperBronzo satinato/ SuperBronze satin
US SuperAntracite satinato/ SuperAnthracite satin

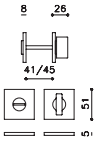

H202V6B

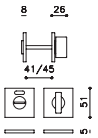

H202VF6B

Verona Q Studio Olivari





ottone/brass

CR Cromo lucido/Bright chrome
CO Cromo satinato/Satin chrome
ZL SuperOro lucido/SuperGold bright
TS SuperOro satinato/SuperGold satin
NL SuperNichel lucido/SuperNickel bright
NS SuperNichel satinato/SuperNickel satin
IS SuperInox satinato/ SuperStainlessSteel satin
RS SuperRame satinato/ SuperCopper satin
DS SuperBronzo satinato/ SuperBronze satin
US SuperAntracite satinato/ SuperAnthracite satin

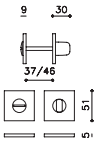

H117V6B

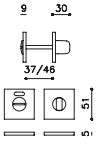

H117VF6B

Link Piero Lissoni



ottone/brass

CR Cromo lucido/Bright chrome
CO Cromo satinato/Satin chrome
ZL SuperOro lucido/SuperGold bright
TS SuperOro satinato/SuperGold satin
NL SuperNichel lucido/SuperNickel bright
NS SuperNichel satinato/SuperNickel satin
IS SuperInox satinato/ SuperStainlessSteel satin
RS SuperRame satinato/ SuperCopper satin
DS SuperBronzo satinato/ SuperBronze satin
US SuperAntracite satinato/ SuperAnthracite satin

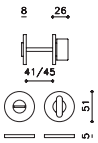

H200V6B

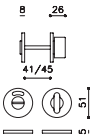

H200VF6B

Verona V Studio Oliavri



ottone/brass

CR Cromo lucido/Bright chrome
CO Cromo satinato/Satin chrome
ZL SuperOro lucido/SuperGold bright
TS SuperOro satinato/SuperGold satin
NL SuperNichel lucido/SuperNickel bright
NS SuperNichel satinato/SuperNickel satin
IS SuperInox satinato/ SuperStainlessSteel satin
RS SuperRame satinato/ SuperCopper satin
DS SuperBronzo satinato/ SuperBronze satin
US SuperAntracite satinato/ SuperAnthracite satin

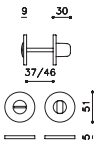

H106V6B

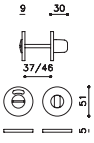

H106VF6B

Cubo S Studio Olivari



ottone/brass

CR Cromo lucido/Bright chrome
CO Cromo satinato/Satin chrome
ZL SuperOro lucido/SuperGold bright
NL SuperNichel lucido/SuperNickel bright
NS SuperNichel satinato/SuperNickel satin
IS SuperInox satinato/ SuperStainlessSteel satin
RS SuperRame satinato/ SuperCopper satin
DS SuperBronzo satinato/ SuperBronze satin
US SuperAntracite satinato/ SuperAnthracite satin



H135B6

Link S Piero Lissoni



ottone/brass

CR Cromo lucido/Bright chrome
CO Cromo satinato/Satin chrome
ZL SuperOro lucido/SuperGold bright
TS SuperOro satinato/SuperGold satin
NL SuperNichel lucido/SuperNickel bright
NS SuperNichel satinato/SuperNickel satin
IS SuperInox satinato/ SuperStainlessSteel satin
RS SuperRame satinato/ SuperCopper satin
DS SuperBronzo satinato/ SuperBronze satin
US SuperAntracite satinato/ SuperAnthracite satin

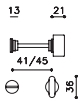

H199B6

Space S Studio Olivari



ottone/brass

CR Cromo lucido/Bright chrome
CO Cromo satinato/Satin chrome
ZL SuperOro lucido/SuperGold bright
TS SuperOro satinato/SuperGold satin
NL SuperNichel lucido/SuperNickel bright
NS SuperNichel satinato/SuperNickel satin
IS SuperInox satinato/ SuperStainlessSteel satin
RS SuperRame satinato/ SuperCopper satin
DS SuperBronzo satinato/ SuperBronze satin
US SuperAntracite satinato/ SuperAnthracite satin

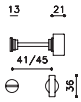

H192B6

Verona S Studio Olivari



ottone/brass

CR Cromo lucido/Bright chrome
CO Cromo satinato/Satin chrome
NP Nero opaco/Mat black
ZL SuperOro lucido/SuperGold bright
TS SuperOro satinato/SuperGold satin
NL SuperNichel lucido/SuperNickel bright
NS SuperNichel satinato/SuperNickel satin
IS SuperInox satinato/ SuperStainlessSteel satin
RS SuperRame satinato/ SuperCopper satin
DS SuperBronzo satinato/ SuperBronze satin
US SuperAntracite satinato/ SuperAnthracite satin

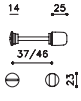

H105B6

Giotto Q Studio Olivari





ottone/brass

CR Cromo lucido /Bright chrome
CO Cromo satinato/Satin chrome
CA Cromo lucido-satinato/ Chrome bright-satin
ZL SuperOro lucido/SuperGold bright
TS SuperOro satinato/SuperGold satin
NL SuperNichel lucido/ SuperNickel bright
NS SuperNichel satinato/ SuperNickel satin
IS SuperInox satinato/ SuperStainlessSteel satin
RS SuperRame satinato/ SuperCopper satin
DS SuperBronzo satinato/ SuperBronze satin
US SuperAntracite satinato/ SuperAnthracite satin

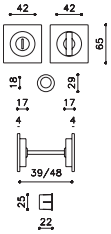

D127





ottone/brass

CR Cromo lucido /Bright chrome
CO Cromo satinato/Satin chrome
CA Cromo lucido-satinato/ Chrome bright-satin
ZL SuperOro lucido/SuperGold bright
TS SuperOro satinato/SuperGold satin
NL SuperNichel lucido/ SuperNickel bright
NS SuperNichel satinato/ SuperNickel satin
IS SuperInox satinato/ SuperStainlessSteel satin
RS SuperRame satinato/ SuperCopper satin
DS SuperBronzo satinato/ SuperBronze satin
US SuperAntracite satinato/ SuperAnthracite satin

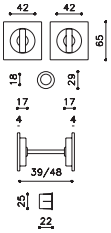

D128





ottone/brass

CR Cromo lucido /Bright chrome
CO Cromo satinato/Satin chrome
CA Cromo lucido-satinato/ Chrome bright-satin
ZL SuperOro lucido/SuperGold bright
TS SuperOro satinato/SuperGold satin
NL SuperNichel lucido/ SuperNickel bright
NS SuperNichel satinato/ SuperNickel satin
IS SuperInox satinato/ SuperStainlessSteel satin
RS SuperRame satinato/ SuperCopper satin
DS SuperBronzo satinato/ SuperBronze satin
US SuperAntracite satinato/ SuperAnthracite satin

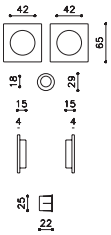

D129





ottone/brass

CR Cromo lucido /Bright chrome
CO Cromo satinato/Satin chrome
CA Cromo lucido-satinato/ Chrome bright-satin
ZL SuperOro lucido/SuperGold bright
TS SuperOro satinato/SuperGold satin
NL SuperNichel lucido/ SuperNickel bright
NS SuperNichel satinato/ SuperNickel satin
IS SuperInox satinato/ SuperStainlessSteel satin
RS SuperRame satinato/ SuperCopper satin
DS SuperBronzo satinato/ SuperBronze satin
US SuperAntracite satinato/ SuperAnthracite satin

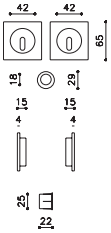

D130

Giotto Nicola Novelletto





ottone/brass

CR Cromo lucido /Bright chrome
CO Cromo satinato/Satin chrome
CA Cromo lucido-satinato/ Chrome bright-satin
ZL SuperOro lucido/SuperGold bright
NS SuperNichel satinato/ SuperNickel satin
IS SuperInox satinato/ SuperStainlessSteel satin

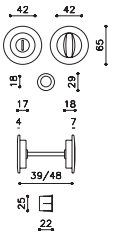

D122





ottone/brass

CR Cromo lucido /Bright chrome
CO Cromo satinato/Satin chrome
CA Cromo lucido-satinato/ Chrome bright-satin
ZL SuperOro lucido/SuperGold bright
NS SuperNichel satinato/ SuperNickel satin
IS SuperInox satinato/ SuperStainlessSteel satin

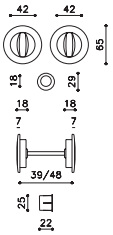

D123





ottone/brass

CR Cromo lucido /Bright chrome
CO Cromo satinato/Satin chrome
CA Cromo lucido-satinato/ Chrome bright-satin
ZL SuperOro lucido/SuperGold bright
NS SuperNichel satinato/ SuperNickel satin
IS SuperInox satinato/ SuperStainlessSteel satin

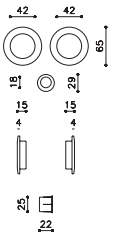

D124





ottone/brass

CR Cromo lucido /Bright chrome
CO Cromo satinato/Satin chrome
CA Cromo lucido-satinato/ Chrome bright-satin
ZL SuperOro lucido/SuperGold bright
NS SuperNichel satinato/ SuperNickel satin
IS SuperInox satinato/ SuperStainlessSteel satin

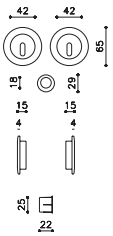

D125

Dante Studio Olivari



ottone/brass

CR Cromo lucido /Bright chrome
CO Cromo satinato/Satin chrome
CA Cromo lucido-satinato/ Chrome bright-satin
ZL SuperOro lucido/SuperGold bright
TS SuperOro satinato/SuperGold satin
NL SuperNichel lucido/ SuperNickel bright
NS SuperNichel satinato/ SuperNickel satin
IS SuperInox satinato/ SuperStainlessSteel satin
RS SuperRame satinato/ SuperCopper satin
DS SuperBronzo satinato/ SuperBronze satin
US SuperAntracite satinato/ SuperAnthracite satin

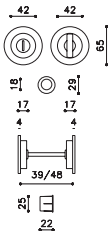

D132



ottone/brass

CR Cromo lucido /Bright chrome
CO Cromo satinato/Satin chrome
CA Cromo lucido-satinato/ Chrome bright-satin
ZL SuperOro lucido/SuperGold bright
TS SuperOro satinato/SuperGold satin
NL SuperNichel lucido/ SuperNickel bright
NS SuperNichel satinato/ SuperNickel satin
IS SuperInox satinato/ SuperStainlessSteel satin
RS SuperRame satinato/ SuperCopper satin
DS SuperBronzo satinato/ SuperBronze satin
US SuperAntracite satinato/ SuperAnthracite satin

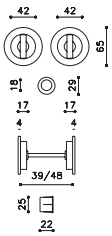

D133



ottone/brass

CR Cromo lucido /Bright chrome
CO Cromo satinato/Satin chrome
CA Cromo lucido-satinato/ Chrome bright-satin
ZL SuperOro lucido/SuperGold bright
TS SuperOro satinato/SuperGold satin
NL SuperNichel lucido/ SuperNickel bright
NS SuperNichel satinato/ SuperNickel satin
IS SuperInox satinato/ SuperStainlessSteel satin
RS SuperRame satinato/ SuperCopper satin
DS SuperBronzo satinato/ SuperBronze satin
US SuperAntracite satinato/ SuperAnthracite satin

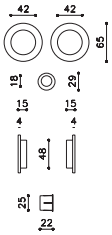

D134



ottone/brass

CR Cromo lucido /Bright chrome
CO Cromo satinato/Satin chrome
CA Cromo lucido-satinato/ Chrome bright-satin
ZL SuperOro lucido/SuperGold bright
TS SuperOro satinato/SuperGold satin
NL SuperNichel lucido/ SuperNickel bright
NS SuperNichel satinato/ SuperNickel satin
IS SuperInox satinato/ SuperStainlessSteel satin
RS SuperRame satinato/ SuperCopper satin
DS SuperBronzo satinato/ SuperBronze satin
US SuperAntracite satinato/ SuperAnthracite satin

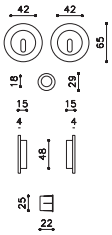

D135

Siro Studio Olivari



ottone/brass

CR Cromo lucido /Bright chrome
CO Cromo satinato/Satin chrome
ZL SuperOro lucido/SuperGold bright
TS SuperOro satinato/SuperGold satin
NL SuperNichel lucido/ SuperNickel bright
NS SuperNichel satinato/ SuperNickel satin
IS SuperInox satinato/ SuperStainlessSteel satin
RS SuperRame satinato/ SuperCopper satin
DS SuperBronzo satinato/ SuperBronze satin
US SuperAntracite satinato/ SuperAnthracite satin

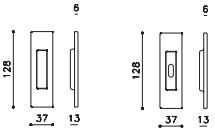

D111 D111F

Vico Studio Olivari



ottone/brass

CR Cromo lucido /Bright chrome
CO Cromo satinato/Satin chrome
ZL SuperOro lucido/SuperGold bright
TS SuperOro satinato/SuperGold satin
NL SuperNichel lucido/ SuperNickel bright
NS SuperNichel satinato/ SuperNickel satin
IS SuperInox satinato/ SuperStainlessSteel satin
RS SuperRame satinato/ SuperCopper satin
DS SuperBronzo satinato/ SuperBronze satin
US SuperAntracite satinato/ SuperAnthracite satin

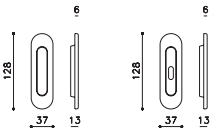

D109 D109F

Time Studio Olivari



ottone/brass

CR Cromo lucido/Bright chrome
CO Cromo satinato/Satin chrome
ZL SuperOro lucido/SuperGold bright
NS SuperNichel satinato/SuperNickel satin
IS SuperInox satinato/ SuperStainlessSteel satin
US SuperAntracite satinato/ SuperAnthracite satin

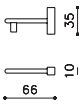

F192

Polo Rodolfo Bonetto



ottone/brass

CR Cromo lucido/Bright chrome
CO Cromo satinato/Satin chrome
ZL SuperOro lucido/SuperGold bright
TS SuperOro satinato/SuperGold satin
NS SuperNichel satinato/SuperNickel satin
IS SuperInox satinato/ SuperStainlessSteel satin
US SuperAntracite satinato/ SuperAnthracite satin



F152

Delphina Massimo Iosa Ghini



ottone/brass

CO Cromo satinato/Satin chrome
ZL SuperOro lucido/SuperGold bright
IS SuperInox satinato/ SuperStainlessSteel satin
US SuperAntracite satinato/ SuperAnthracite satin



F158

maniglioni

pull handles

Planet Q Studio Olivari





ottone/brass

CR Cromo lucido/Bright chrome
CO Cromo satinato/Satin chrome
CA Cromo lucido-satinato/ Chrome bright-satin
ZL SuperOro lucido/SuperGold bright
NL SuperNichel lucido/ SuperNickel bright
NS SuperNichel satinato/ SuperNickel satin
IS SuperInox satinato/ SuperStainlessSteel satin
RS SuperRame satinato/ SuperCopper satin
DS SuperBronzo satinato/ SuperBronze satin
US SuperAntracite satinato/ SuperAnthracite satin

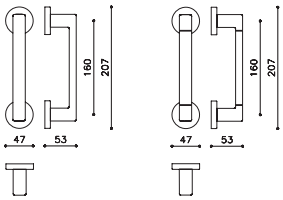

L195R

L195R

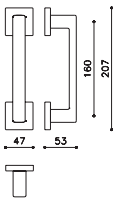

L203R

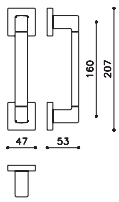

L203R

Planet Studio Olivari



ottone/brass

CR Cromo lucido/Bright chrome
CO Cromo satinato/Satin chrome
CA Cromo lucido-satinato/ Chrome bright-satin
ZL SuperOro lucido/SuperGold bright
NL SuperNichel lucido/ SuperNickel bright
NS SuperNichel satinato/ SuperNickel satin
IS SuperInox satinato/ SuperStainlessSteel satin
RS SuperRame satinato/ SuperCopper satin
DS SuperBronzo satinato/ SuperBronze satin
US SuperAntracite satinato/ SuperAnthracite satin

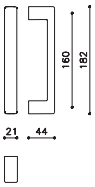

L195

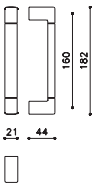

L195

Bios Franco Sargiani



ottone/brass

CR Cromo lucido/Bright chrome
CO Cromo satinato/Satin chrome
NL SuperNichel lucido/ SuperNickel bright
IS SuperInox satinato/ SuperStainlessSteel satin
RS SuperRame satinato/ SuperCopper satin
DS SuperBronzo satinato/ SuperBronze satin

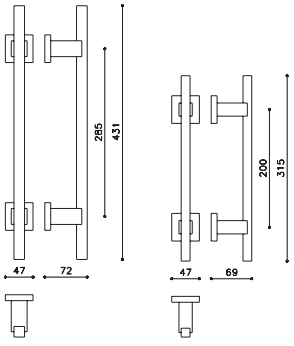

L205R L204R

OLIVARI

Bios Franco Sargiani



ottone/brass

CR Cromo lucido/Bright chrome
CO Cromo satinato/Satin chrome
NL SuperNichel lucido/ SuperNickel bright
IS SuperInox satinato/ SuperStainlessSteel satin
RS SuperRame satinato/ SuperCopper satin
DS SuperBronzo satinato/ SuperBronze satin

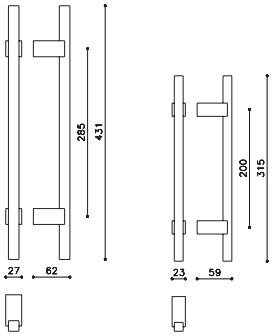

L205 L204

Diana Studio Olivari

ottone/brass

CR Cromo lucido/Bright chrome
CO Cromo satinato/Satin chrome
NL SuperNichel lucido/ SuperNickel bright
IS SuperInox satinato/ SuperStainlessSteel satin
RS SuperRame satinato/ SuperCopper satin
DS SuperBronzo satinato/ SuperBronze satin
US SuperAntracite satinato/ SuperAnthracite satin



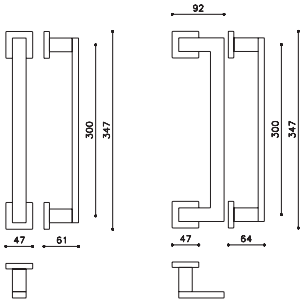

L206R L207R

OLIVARI

Diana Studio Olivari

ottone/brass

CR Cromo lucido/Bright chrome
CO Cromo satinato/Satin chrome
NL SuperNichel lucido/ SuperNickel bright
IS SuperInox satinato/ SuperStainlessSteel satin
RS SuperRame satinato/ SuperCopper satin
DS SuperBronzo satinato/ SuperBronze satin
US SuperAntracite satinato/ SuperAnthracite satin



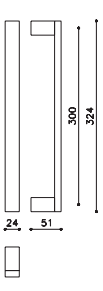

L206

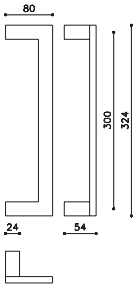

L207

Link Pietro Lissoni

ottone/brass

CR Cromo lucido/Bright chrome
CO Cromo satinato/Satin chrome
NL SuperNichel lucido/ SuperNickel bright
IS SuperInox satinato/ SuperStainlessSteel satin
RS SuperRame satinato/ SuperCopper satin
DS SuperBronzo satinato/ SuperBronze satin
US SuperAntracite satinato/ SuperAnthracite satin



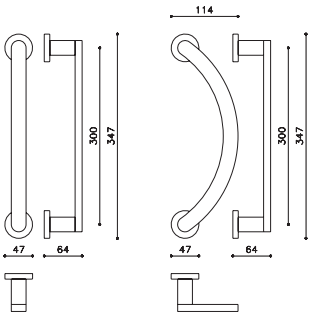

L199R

L200R

Link Pietro Lissoni

ottone/brass

CR Cromo lucido/Bright chrome
CO Cromo satinato/Satin chrome
NL SuperNichel lucido/ SuperNickel bright
IS SuperInox satinato/ SuperStainlessSteel satin
RS SuperRame satinato/ SuperCopper satin
DS SuperBronzo satinato/ SuperBronze satin
US SuperAntracite satinato/ SuperAnthracite satin



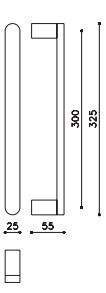

L199

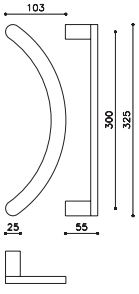

L200

Stilo Enzo Mari

ottone/brass

CR Cromo lucido/Bright chrome
CO Cromo satinato/Satin chrome
NL SuperNichel lucido/ SuperNickel bright
IS SuperInox satinato/ SuperStainlessSteel satin
RS SuperRame satinato/ SuperCopper satin
DS SuperBronzo satinato/ SuperBronze satin



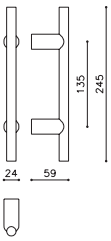

L189

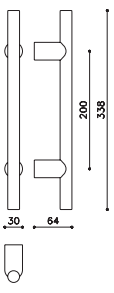

L190M

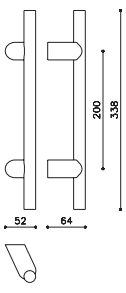

L191M

OLIVARI

Stilo Enzo Mari



ottone/brass

CR Cromo lucido/Bright chrome
CO Cromo satinato/Satin chrome
IS SuperInox satinato/
SuperStainlessSteel satin

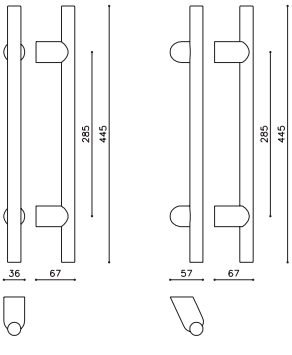

L190L L191L

Alexandra F.A. Porsche

ottone/brass

CR Cromo lucido/Bright chrome
CO Cromo satinato/Satin chrome
IS SuperInox satinato/
SuperStainlessSteel satin



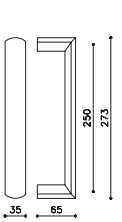

L150

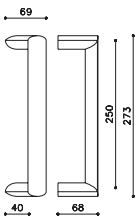

L151

Aster Studio Olivari

ottone/brass

CA Cromo lucido-satinato/
Chrome bright-satin
ZT SuperOro lucido-satinato/
SuperGold bright-satin



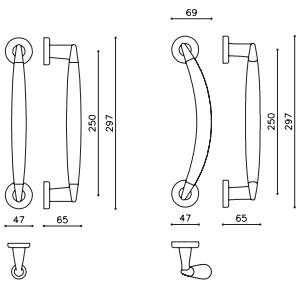

L174R L175R

Edison Mazza, Gramigna

ottone/brass

CR cromato /chrome
CO Cromo satinato/Satin chrome
ZL SuperOro lucido/SuperGold bright
IS SuperInox satinato/
SuperStainlessSteel satin



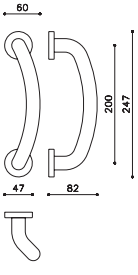

L147R

OLIVARI

Bond Andrea Branzi

ottone/brass
CO Cromo satinato/Satin chrome



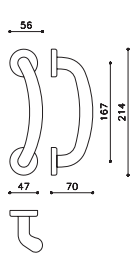

L163R

Icaro Paolo Portoghesi

ottone/brass
ZL SuperOro lucido/SuperGold bright



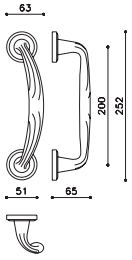

L168A

maniglioni alzanti

pull-up handles

Planet Q Studio Olivari



ottone/brass

CR Cromo lucido/Bright chrome
CO Cromo satinato/Satin chrome
ZL SuperOro lucido/SuperGold bright
TS SuperOro satinato/SuperGold satin
NL SuperNichel lucido/ SuperNickel bright
NS SuperNichel satinato/ SuperNickel satin
IS SuperInox satinato/ SuperStainlessSteel satin
RS SuperRame satinato/ SuperCopper satin
DS SuperBronzo satinato/ SuperBronze satin
US SuperAntracite satinato/ SuperAnthracite satin

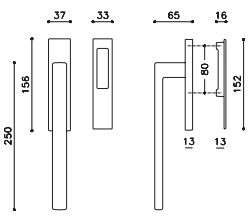

L121

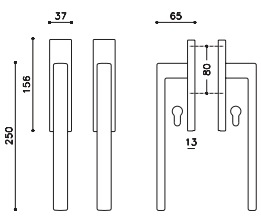

L122

Planet Q corto Studio Olivari



ottone/brass

CR Cromo lucido/Bright chrome
CO Cromo satinato/Satin chrome
ZL SuperOro lucido/SuperGold bright
NS SuperNichel satinato/ SuperNickel satin
IS superinox satinat/ SuperStainlessSteel satin
US SuperAntracite satinato/ SuperAnthracite satin

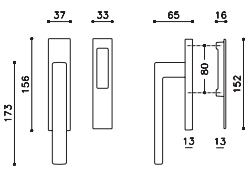

L123

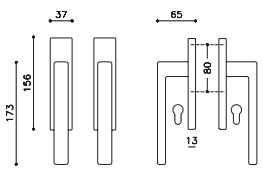

L124

Lotus Q Javier Lopez



ottone/brass

CR Cromo lucido/Bright chrome
CO Cromo satinato/Satin chrome
ZL SuperOro lucido/SuperGold bright
NL SuperNichel lucido/SuperNickel bright
NS SuperNichel satinato/SuperNickel satin
IS SuperInox satinato/SuperStainlessSteel satin
RS SuperRame satinato/SuperCopper satin
DS SuperBronzo satinato/SuperBronze satin
US SuperAntracite satinato/SuperAnthracite satin

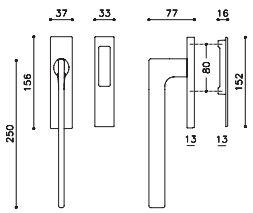

L221

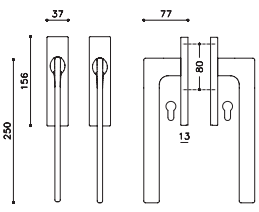

L222

Planet Studio Olivari



ottone/brass

CR Cromo lucido/Bright chrome
CO Cromo satinato/Satin chrome
ZL SuperOro lucido/SuperGold bright
TS SuperOro satinato/SuperGold satin
NL SuperNichel lucido/SuperNickel bright
NS SuperNichel satinato/SuperNickel satin
IS SuperInox satinato/SuperStainlessSteel satin
RS SuperRame satinato/SuperCopper satin
DS SuperBronzo satinato/SuperBronze satin
US SuperAntracite satinato/SuperAnthracite satin

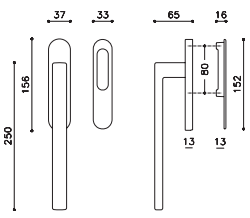

L111

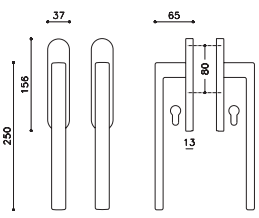

L112

Planet corto Studio Olivari



ottone/brass

CR Cromo lucido/Bright chrome
CO Cromo satinato/Satin chrome
ZL SuperOro lucido/SuperGold bright
NS SuperNichel satinato/SuperNickel satin
IS SuperInox satinato/SuperStainlessSteel satin
US SuperAntracite satinato/SuperAnthracite satin

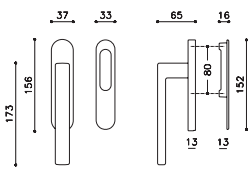

L113

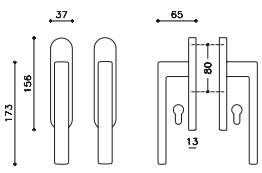

L114

Polo Studio Olivari



ottone/brass

CR Cromo lucido/Bright chrome
CO Cromo satinato/Satin chrome
ZL SuperOro lucido/SuperGold bright
TS SuperOro satinato/SuperGold satin
NL SuperNichel lucido/ SuperNickel bright
NS SuperNichel satinato/ SuperNickel satin
IS SuperInox satinato/ SuperStainlessSteel satin
RS SuperRame satinato/ SuperCopper satin
DS SuperBronzo satinato/ SuperBronze satin

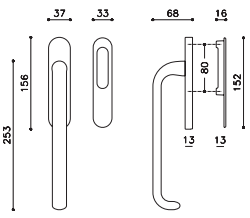

L101

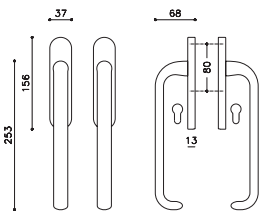

L102

Polo corto Studio Olivari



ottone/brass

CR Cromo lucido/Bright chrome
CO Cromo satinato/Satin chrome
ZL SuperOro lucido/SuperGold bright
IS SuperInox satinato/ SuperStainlessSteel satin

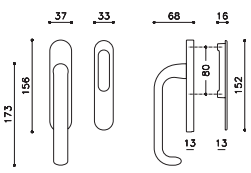

L103

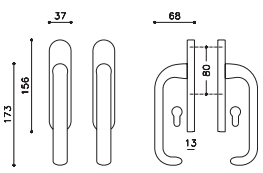

L104

Lotus Javier Lopez



ottone/brass

CR Cromo lucido/Bright chrome
CO Cromo satinato/Satin chrome
ZL SuperOro lucido/SuperGold bright
NL SuperNichel lucido/SuperNickel bright
NS SuperNichel satinato/SuperNickel satin
IS SuperInox satinato/SuperStainlessSteel satin
RS SuperRame satinato/SuperCopper satin
DS SuperBronzo satinato/SuperBronze satin
US SuperAntracite satinato/SuperAnthracite satin

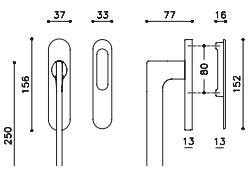

L211

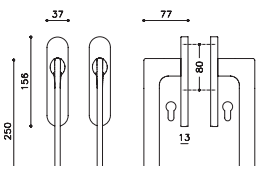

L212

Lama Gio Ponti



ottone/brass

CR Cromo lucido/Bright chrome
CO Cromo satinato/Satin chrome
ZL SuperOro lucido/SuperGold bright
NL SuperNichel lucido/SuperNickel bright
IS SuperInox satinato/SuperStainlessSteel satin
RS SuperRame satinato/SuperCopper satin
DS SuperBronzo satinato/SuperBronze satin
US SuperAntracite satinato/SuperAnthracite satin

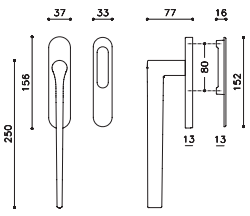

L136

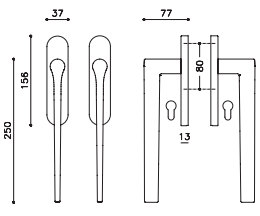

L137

Beta Joe Colombo



ottone/brass

CR Cromo lucido/Bright chrome
CO Cromo satinato/Satin chrome
IS SuperInox satinato/
SuperStainlessSteel satin

Link Piro Lissoni



ottone/brass

CR Cromo lucido/Bright chrome
CO Cromo satinato/Satin chrome
ZL SuperOro lucido/SuperGold bright
NL SuperNichel lucido/
SuperNickel bright
IS SuperInox satinato/
SuperStainlessSteel satin
RS SuperRame satinato/
SuperCopper satin
DS SuperBronzo satinato/
SuperBronze satin
US SuperAntracite satinato/
SuperAnthracite satin

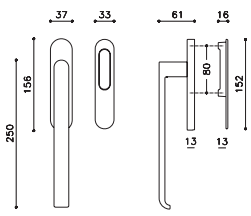

L131

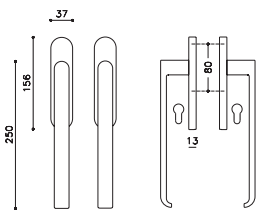

L132

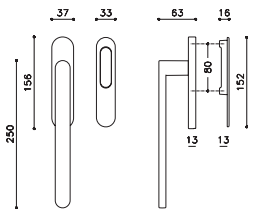

L126

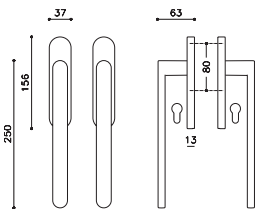

L127

accessori

accessories

Cubo Studio Olivari



ottone/brass

CR Cromo lucido/Bright chrome
CO Cromo satinato/Satin chrome
ZL SuperOro lucido/SuperGold bright
TS SuperOro satinato/SuperGold satin
NL SuperNichel lucido/SuperNickel bright
NS SuperNichel satinato/SuperNickel satin
IS SuperInox satinato/SuperStainlessSteel satin
RS SuperRame satinato/SuperCopper satin
DS SuperBronzo satinato/SuperBronze satin
US SuperAntracite satinato/SuperAnthracite satin

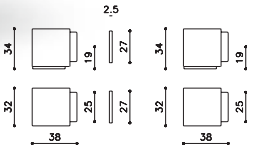

B136C
magnetico/
magnetic

B136S
non magnetico/
not magnetic

Victor Studio Olivari



ottone/brass

CR Cromo lucido/Bright chrome
CO Cromo satinato/Satin chrome
ZL SuperOro lucido/SuperGold bright
TS SuperOro satinato/SuperGold satin
NL SuperNichel lucido/SuperNickel bright
NS SuperNichel satinato/SuperNickel satin
IS SuperInox satinato/SuperStainlessSteel satin
RS SuperRame satinato/SuperCopper satin
DS SuperBronzo satinato/SuperBronze satin
US SuperAntracite satinato/SuperAnthracite satin

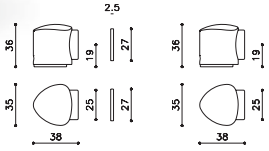

B106C
magnetico/
magnetic

B106S
non magnetico/
not magnetic

Raffaella Studio Olivari



ottone/brass

CR Cromo lucido/Bright chrome
CO Cromo satinato/Satin chrome
ZL SuperOro lucido/SuperGold bright
TS SuperOro satinato/SuperGold satin
NL SuperNichel lucido/SuperNickel bright
NS supernichel satinato/SuperNickel satin
IS SuperInox satinato/SuperStainlessSteel satin
RS SuperRame satinato/SuperCopper satin
DS SuperBronzo satinato/SuperBronze satin
US SuperAntracite satinato/SuperAnthracite satin



B102

Sector Studio Olivari



ottone/brass

CR Cromo lucido/Bright chrome
CO Cromo satinato/Satin chrome
ZL SuperOro lucido/SuperGold bright
TS SuperOro satinato/SuperGold satin
NL SuperNichel lucido/SuperNickel bright
NS SuperNichel satinato/SuperNickel satin
RS SuperRame satinato/SuperCopper satin
DS SuperBronzo satinato/SuperBronze satin



B101

Gardena Studio Olivari



ottone/brass

ZL SuperOro lucido/SuperGold bright



B103

Stilo Studio Olivari



ottone/brass

CR Cromo lucido/Bright chrome
CO Cromo satinato/Satin chrome
NE Nero/Black
ZL SuperOro lucido/SuperGold bright



B121

Stilo Studio Olivari



ottone/brass

CR Cromo lucido/Bright chrome
CO Cromo satinato/Satin chrome
ZL SuperOro lucido/SuperGold bright

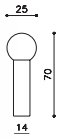

B123
da parete/
for wall

Bond Andrea Branzi



ottone/brass

CR Cromo lucido /Bright chrome
CO Cromo satinato/Satin chrome

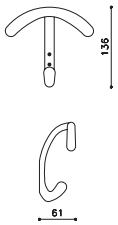

E163A

Alexandra F.A. Porsche



ottone/brass

CR Cromo lucido /Bright chrome
CO Cromo satinato/Satin chrome

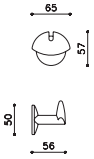

E150

Dora Giotto Stoppino



ottone/brass

CR Cromo lucido /Bright chrome
CO Cromo satinato/Satin chrome
ZL SuperOro lucido/SuperGold bright

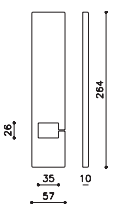

V107

Tevere Giotto Stoppino



nylon/nylon

NE Nero/Black
BI Bianco/White

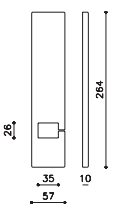

V507

Gamma Studio Olivari



nylon/nylon
NE Nero/Black
BI Bianco/White

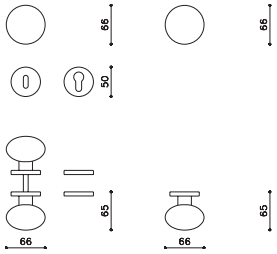

P506RB8
P506RY8

S506RF
S506R8

Nemi Studio Olivari



nylon/nylon
NE Nero/Black
BI Bianco/White

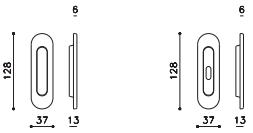

D509

D509F

Venezia Studio Olivari



nylon/nylon
NE Nero/Black
BI Bianco/White

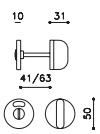

H506/6

Boma Studio Olivari



nylon/nylon
NE Nero/Black
BI bianco/white

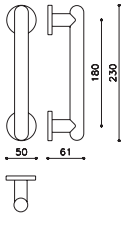

L501

disegni tecnici

technical drawings

ABC M2155 (p.10)

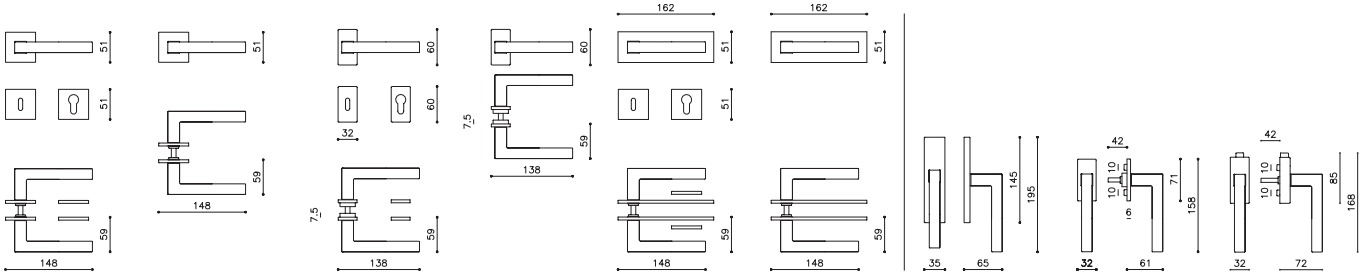

M255RB8B M255RY8B | M255RSB8B | M255VB8B M255VY8B | M255VSB8B | M255PB8B M255PY8B | M255PSB8B | C255 | K255B | K255P

Adamant M216 (p.28)

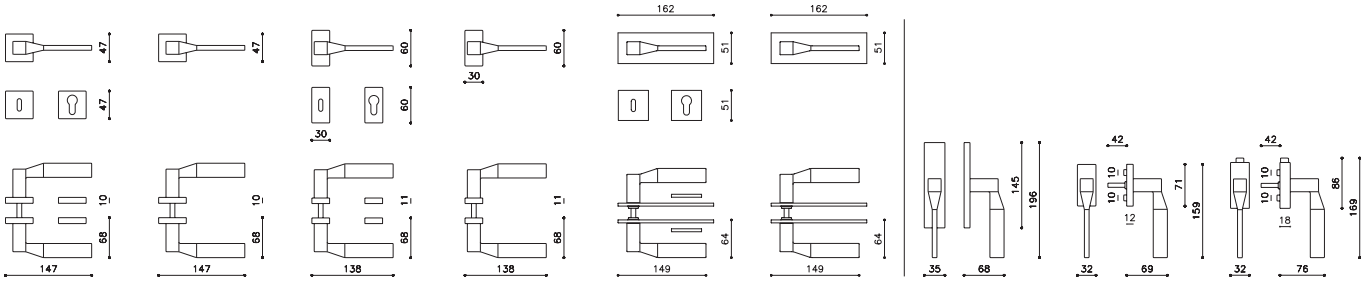

M216RB8 M216RY8 | M216RSB8 | M216VB8 M216VY8 | M216VSB8 | M216PB8B M216PY8B | M216PSB8B | C216 | K216 | K216P

Agata M116 (p.126)

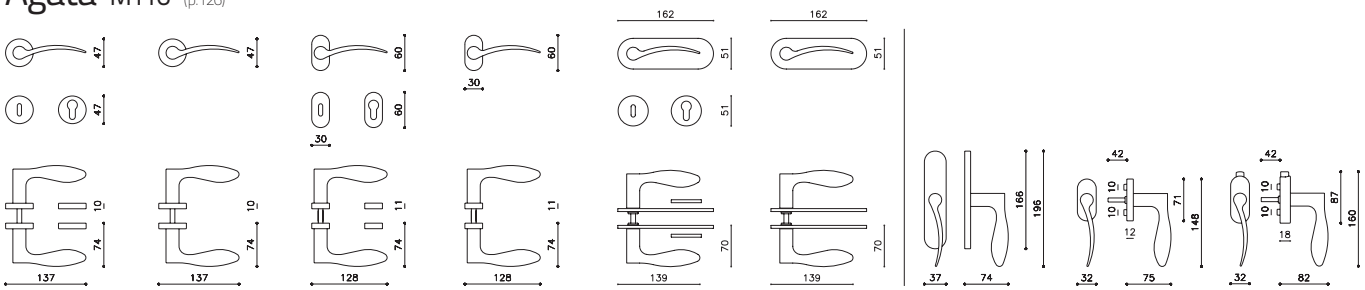

M116RB8 M116RY8 | M116RSB8 | M116VB8 M116VY8 | M116VSB8 | M116PB8B M116PY8B | M116PSB8B | C116 | K116 | K116P

Ala M215 (p.76)

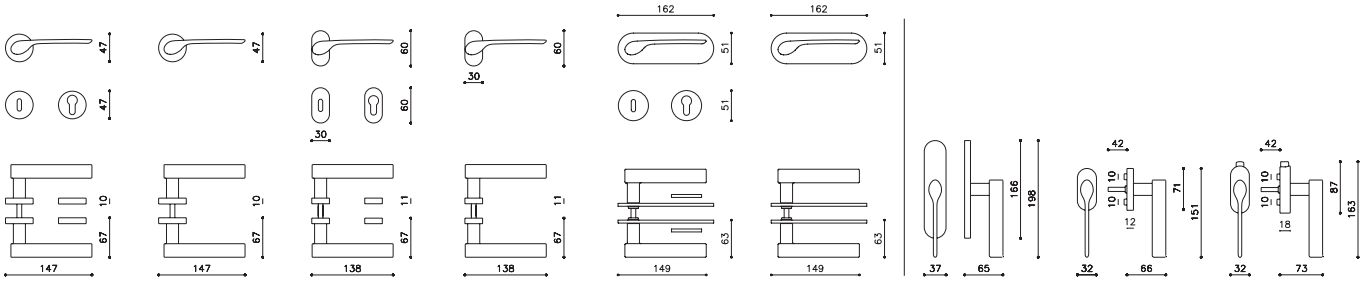

M215RB8 M215RY8 | M215RSB8 | M215VB8 M215VY8 | M215VSB8 | M215PB8B M215PY8B | M215PSB8B | C215 | K215 | K215P

Alexandra M150 (p.66)



M150RB8 M150RY8 | M150RSB8 | C150 | K150 | K150P

Arc M225 (p.48)

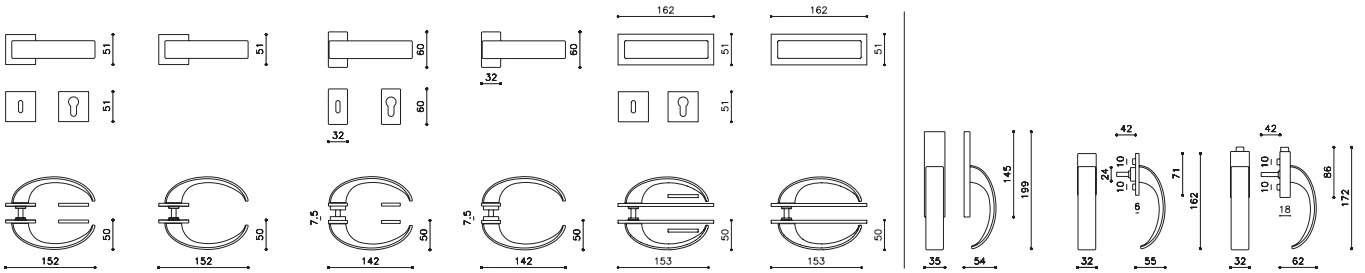

M225RB8B M225RY8B | M225RSB8B | M225VB8B M225VY8B | M225VSB8B | M225PB8B M225PY8B | M225PSB8B | C225 | K225B | K225P

Aster M174 (p.146)

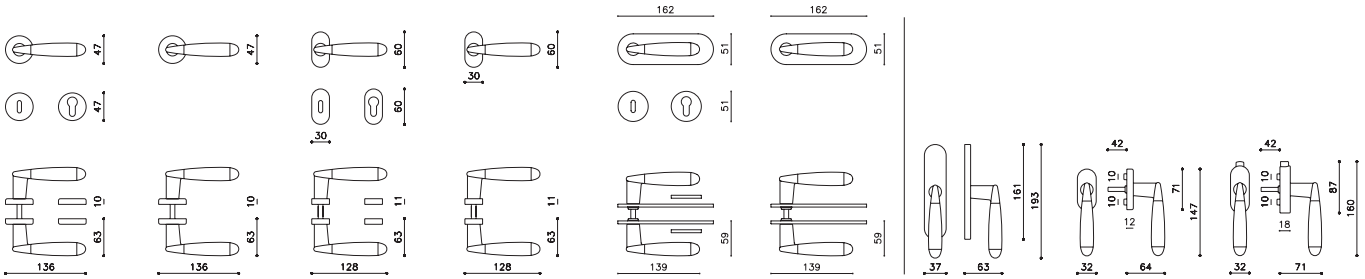

M174RB8 M174RY8 | M174RSB8 | M174VB8 M174VY8 | M174VSB8 | M174PB8B M174PY8B | M174PSB8B | C174 | K174 | K174P

Atena Ligne M1AL (p.190)

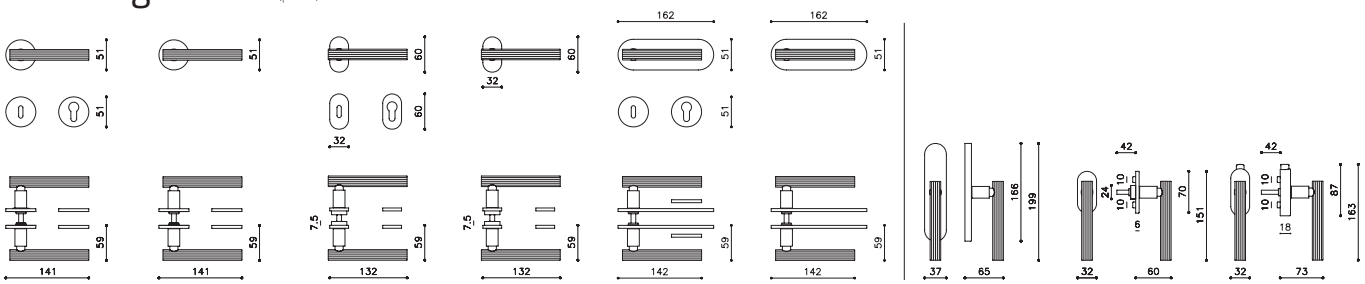

M1ALRB8B M1ALRY8B | M1ALRSB8B | M1ALVB8B M1ALVY8B | M1ALVSB8B | M1ALPB8B M1ALPY8B | M1ALPSB8B | C1AL | K1ALB | K1ALP

Atena Panier M1AP (p.194)

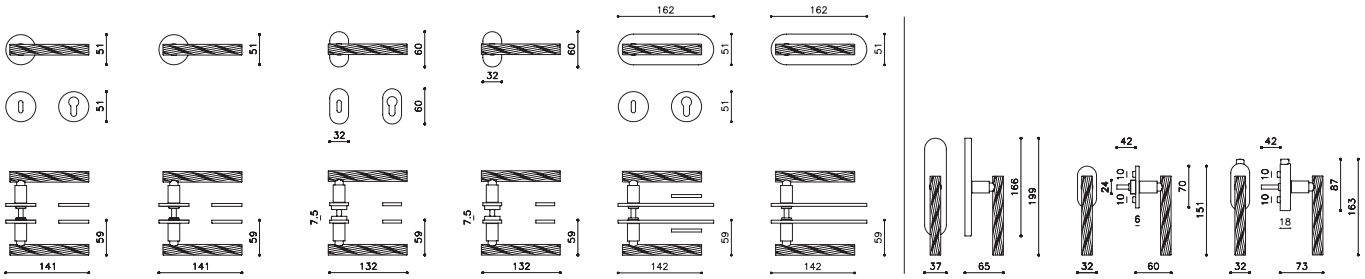

M1APRB8B M1APRY8B | M1APRSB8B | M1APVB8B M1APVY8B | M1APVSB8B | M1APPB8B M1APPY8B | M1APPSB8B | C1AP | K1APB | K1APP

Atena Rank M1AR (p.192)

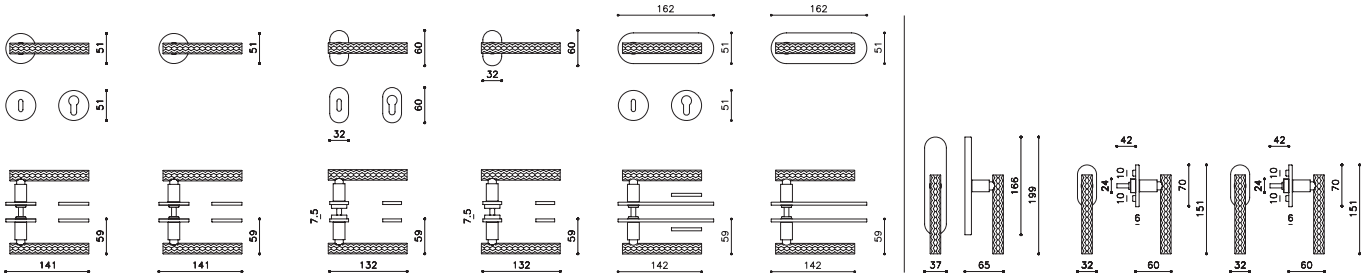

M1ARRB8B M1ARRY8B | M1ARRSB8B | M1ARVB8B M1ARVY8B | M1ARVSB8B | M1ARPB8B M1ARPY8B | M1ARPSB8B | C1AR | K1ARB | K1ARP

Aurelia M185 (p.145)

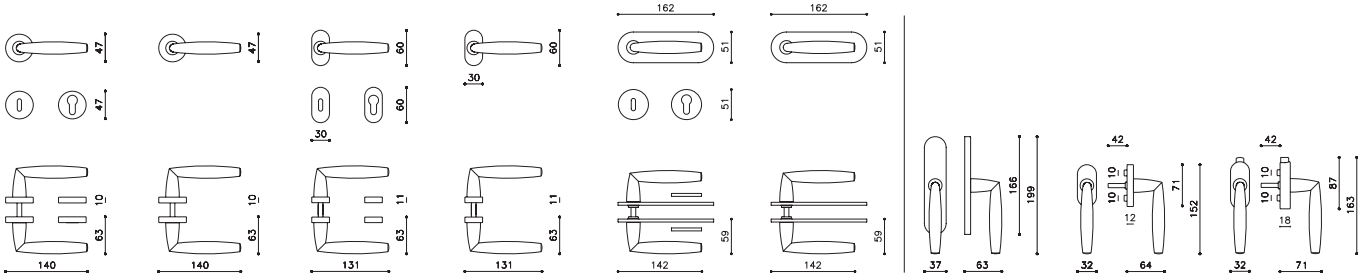

M185RB8 M185RY8 | M185RSB8 | M185VB8 M185VY8 | M185VSB8 | M185PB8B M185PY8B | M185PSB8B | C185 | K185 | K185P

Aurora M164 (p.170)

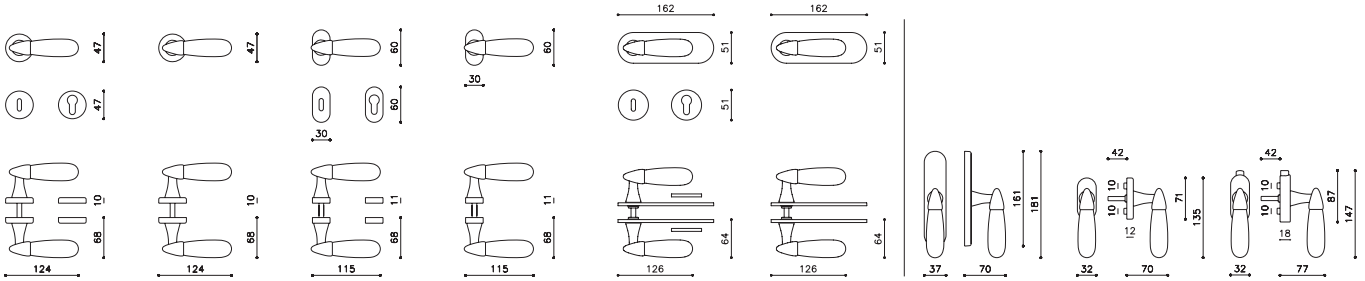

M164RB8 M164RY8 | M164RSB8 | M164VB8 M164VY8 | M164VSB8 | M164PB8B M164PY8B | M164PSB8B | C164 | K164 | K164P

Beijing M208 (p.88)

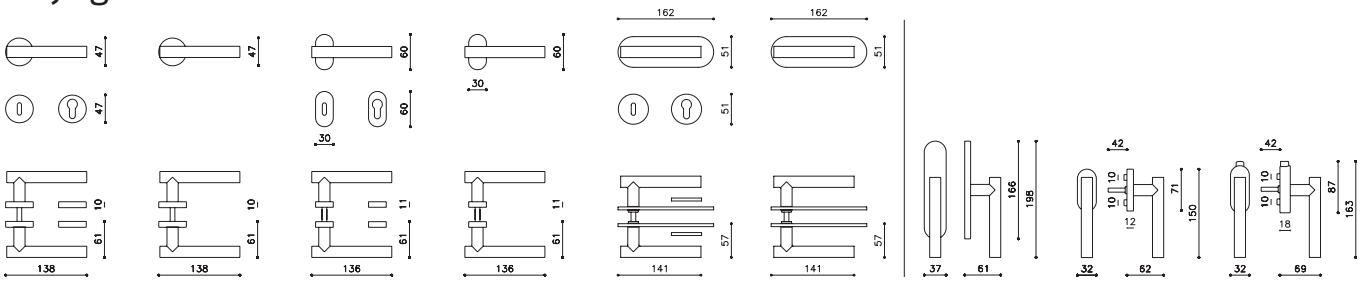

M208RB8 M208RY8 | M208RSB8 | M208VB8 M208VY8 | M208VSB8 | M208PB8B M208PY8B | M208PSB8B | C208 | K208 | K208P

Beta M221 (p.92)

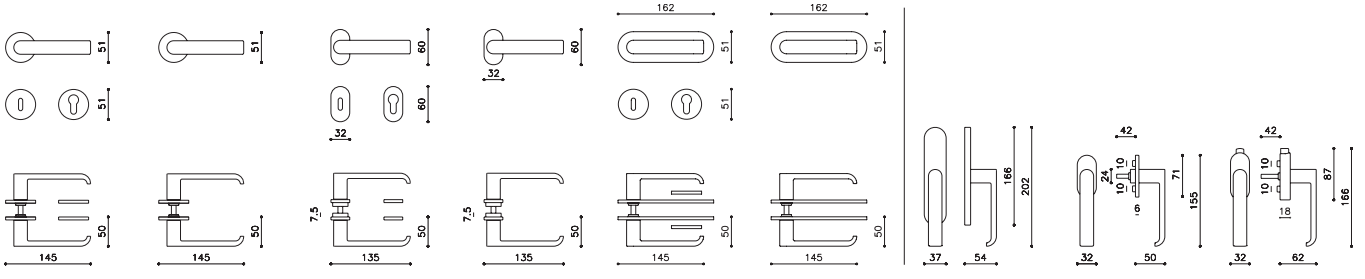

M221RB8B M221RY8B | M221RSB8B | M221VB8B M221VY8B | M221VSB8B | M221PB8B M221PY8B | M221PSB8B | C221 | K221B | K221P

Bios M204 (p.36)

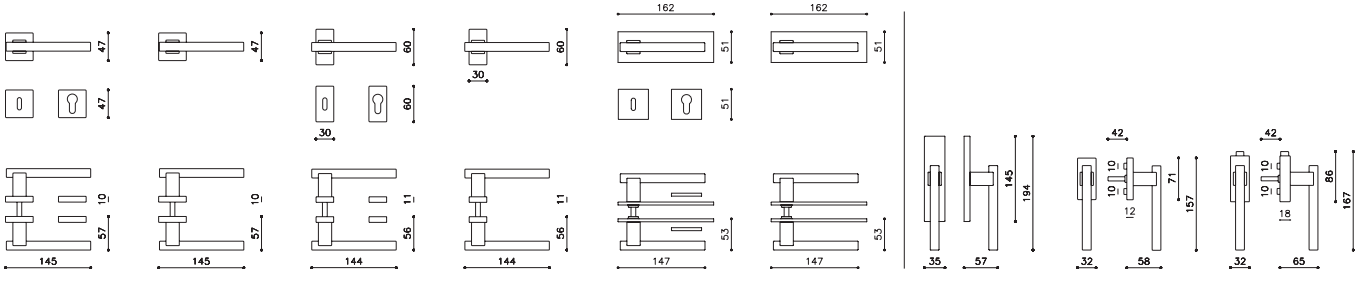

M204RB8 M204RY8 | M204RSB8 | M204VB8 M204VY8 | M204VSB8 | M204PB8B M204PY8B | M204PSB8B | C204 | K204 | K204P

Blade M213 (p.40)

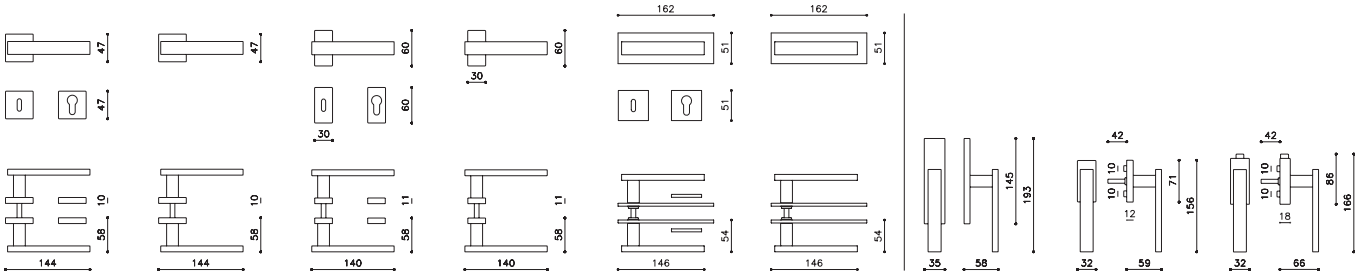

M213RB8 M213RY8 | M213RSB8 | M213VB8 M213VY8 | M213VSB8 | M213PB8B M213PY8B | M213PSB8B | C213 | K213 | K213P

Blindo M178 (p.158)

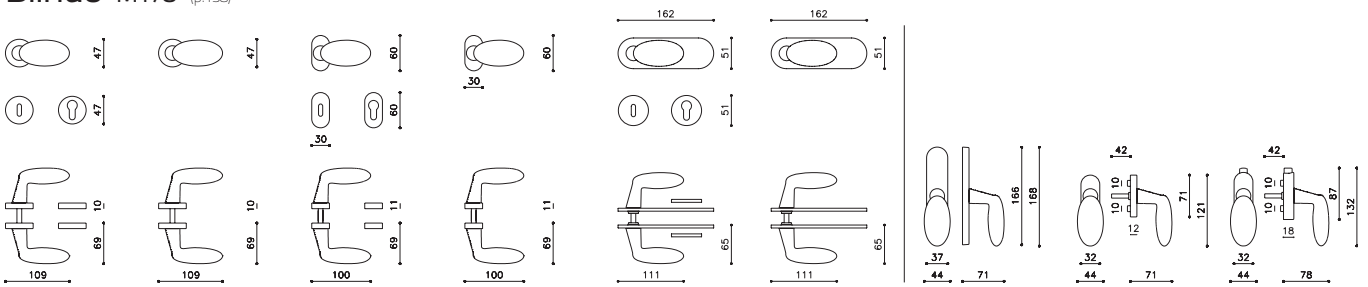

M178RB8 M178RY8 | M178RSB8 | M178VB8 M178VY8 | M178VSB8 | M178PB8B M178PY8B | M178PSB8B | C178 | K178 | K178P

Boma Ny M501 (p.176)

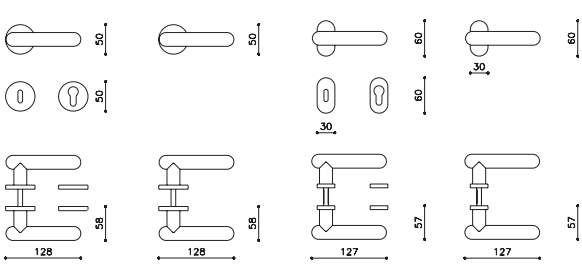

M501RB8 M501RY8 | M501RSB8 | M501VB8 M501VY8 | M501VSB8 | C501 | K501

Bond M163 (p.134)

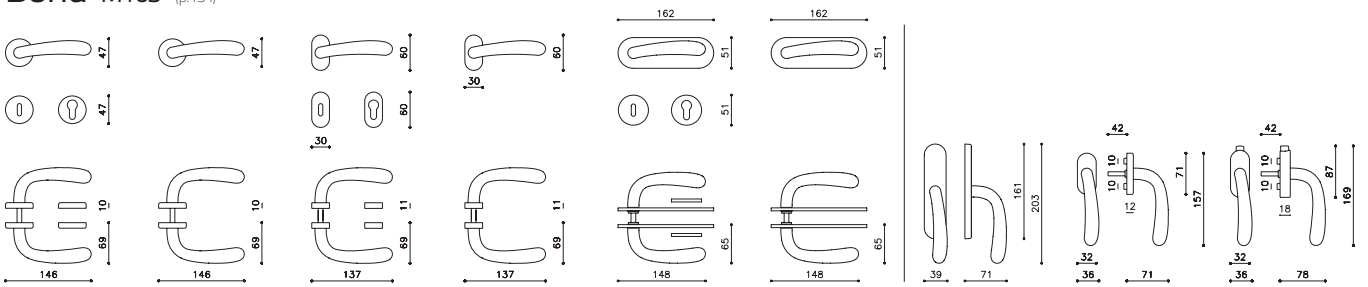

M163RB8 M163RY8 | M163RSB8 | M163VB8 M163VY8 | M163VSB8 | M163PB8B M163PY8B | M163PSB8B | C163 | K163 | K163P

Chelsea M232 (p.172)

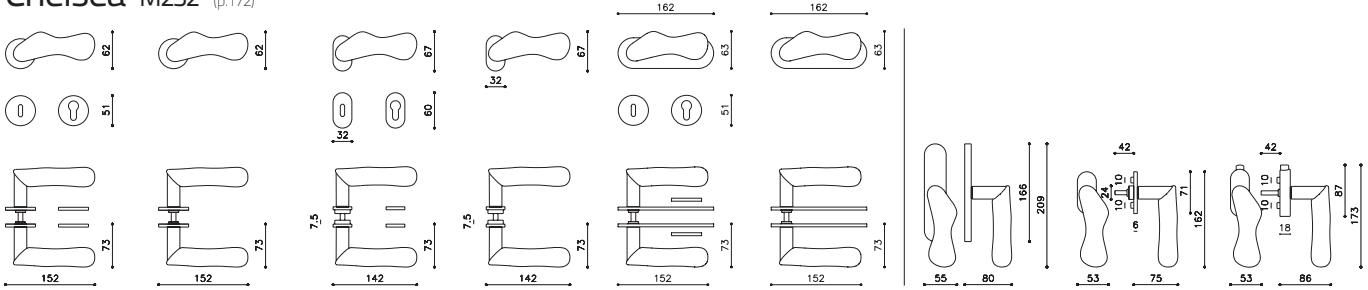

M232RB8B M232RY8B | M232RSB8B | M232VB8B M232VY8B | M232VSB8B | M232PB8B M232PY8B | M232PSB8B | C232 | K232B | K232P

Chevron M248 (p.16)

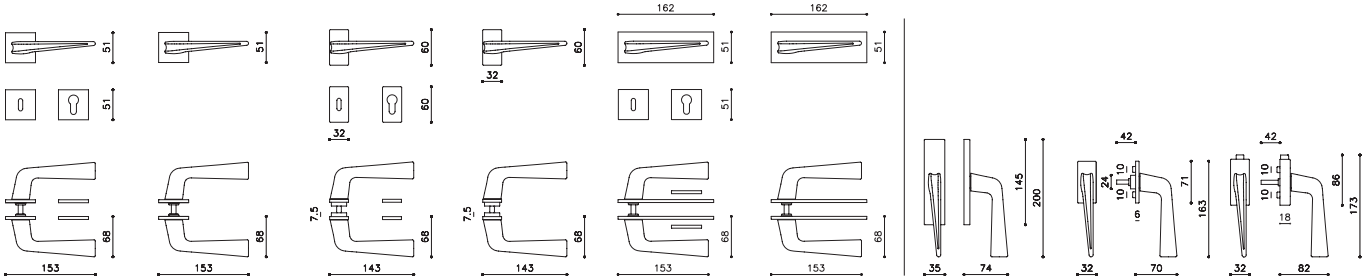

M248RB8B M248RY8B | M248RSB8B | M248VB8B M248VY8B | M248VSB8B | M248PB8B M248PY8B | M248PSB8B | C248 | K248B | K248P

Chiara M125 (p.114)

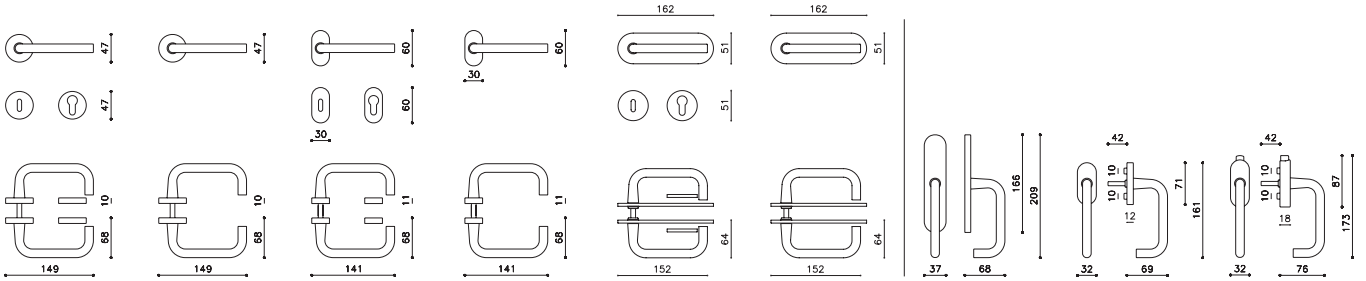

M125RB8 M125RY8 | M125RSB8 | M125VB8 M125VY8 | M125VSB8 | M125PB8B M125PY8B | M125PSB8B | C125 | K125 | K125P

Chiara Ny M509 (p.180)

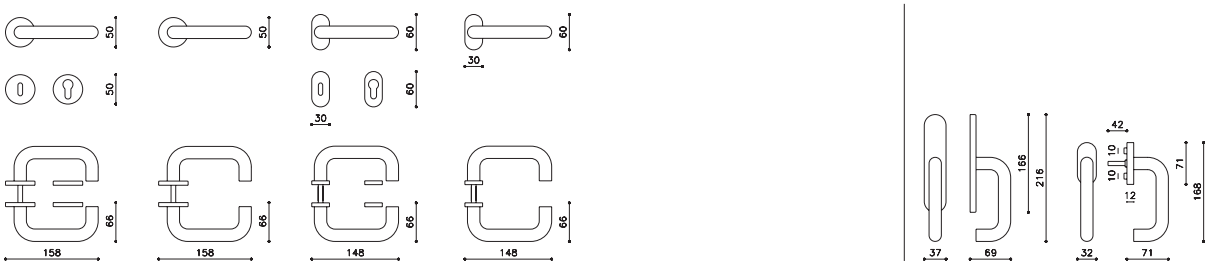

M509RB8 M509RY8 | M509RSB8 | M509VB8 M509VY8 | M509VSB8 | C509 | K509

Club M181 (p.174)

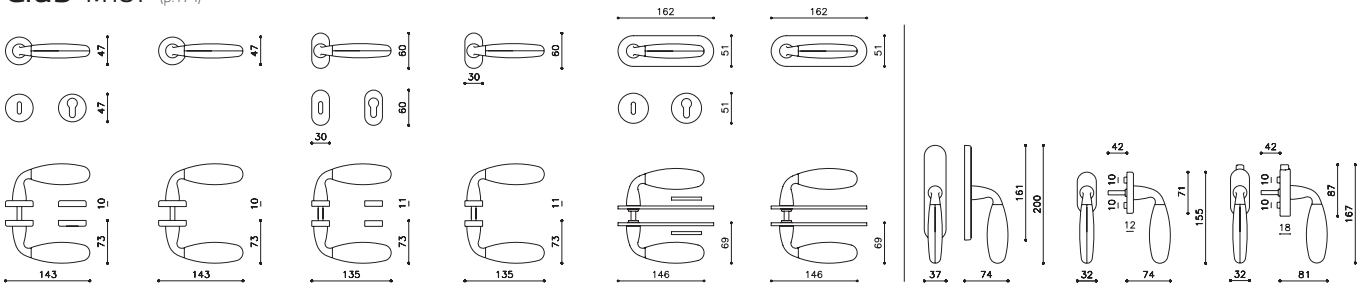

M181RB8 M181RY8 | M181RSB8 | M181VB8 M181VY8 | M181VSB8 | M181PB8B M181PY8B | M181PSB8B | C181 | K181 | K181P

Comet M183 (p.142)

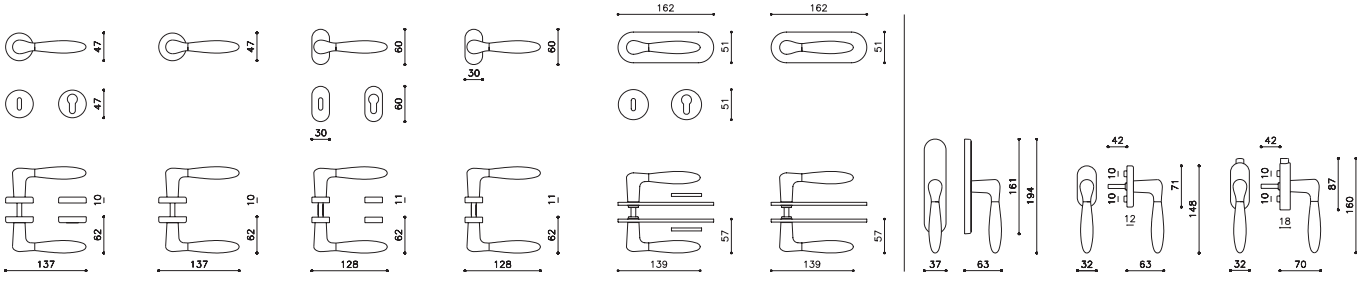

M183RB8 M183RY8 | M183RSB8 | M183VB8 M183VY8 | M183VSB8 | M183PB8B M183PY8B | M183PSB8B | C183 | K183 | K183P

Conca M236 (p.154)

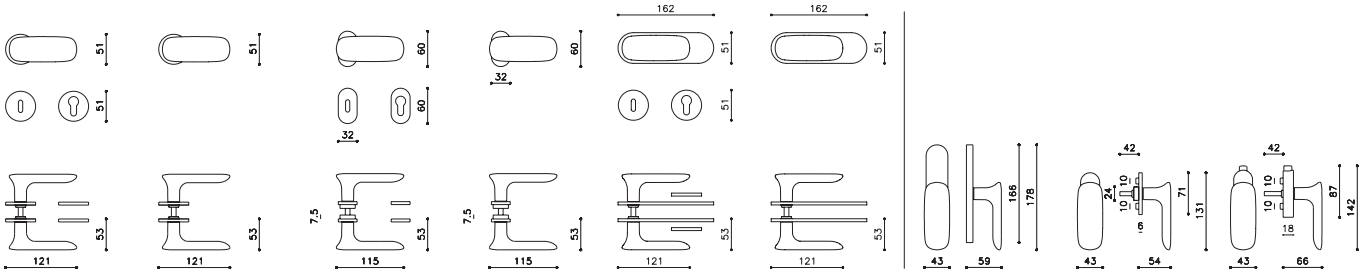

M236RB8B M236RY8B | M236RSB8B | M236VB8B M236VY8B | M236VSB8B | M236PB8B M236PY8B | M236PSB8B | C236 | K236B | K236P

Crystal Diamond M246 (p.166)

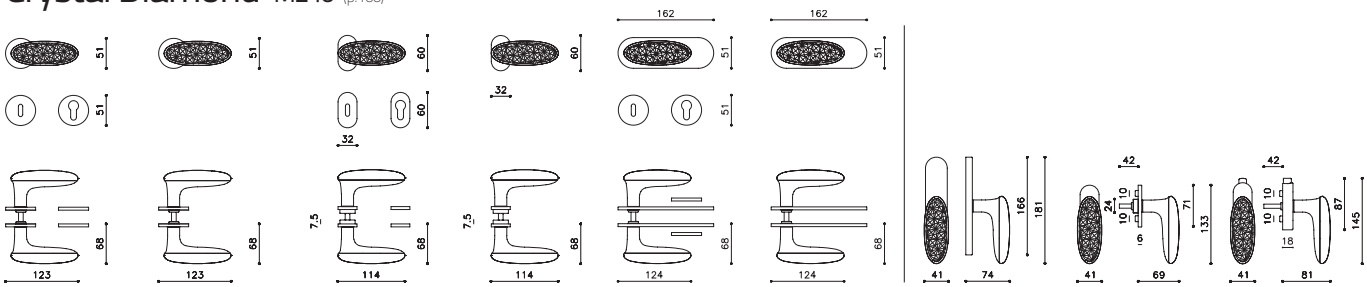

M246RB8B M246RY8B | M246RSB8B | M246VB8B M246VY8B | M246VSB8B | M246PB8B M246PY8B | M246PSB8B | C246 | K246B | K246P

Crystal Royal M 245 (p.168)

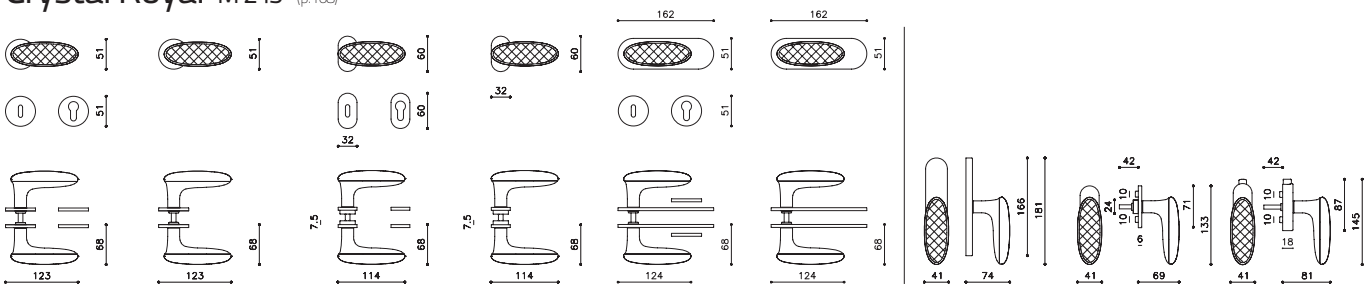

M245RB8B M245RY8B | M245RBS8B | M245VB8B M245VY8B | M245VSB8B | M245PB8B M245PY8B | M245PSB8B | C245 | K245B | K245P

Denver M218 (p.20)

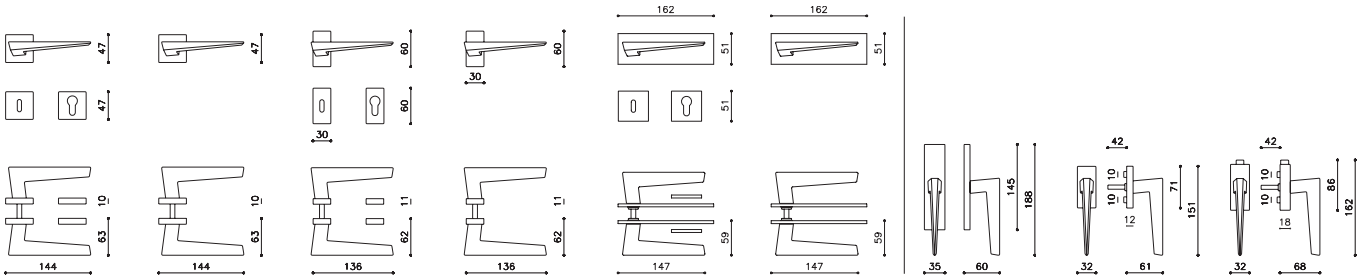

M218RB8 M218RY8 | M218RSB8 | M218VB8 M218VY8 | M218VSB8 | M218PB8B M218PY8B | M218PSB8B | C218 | K218 | K218P

Diana M206 (p.38)

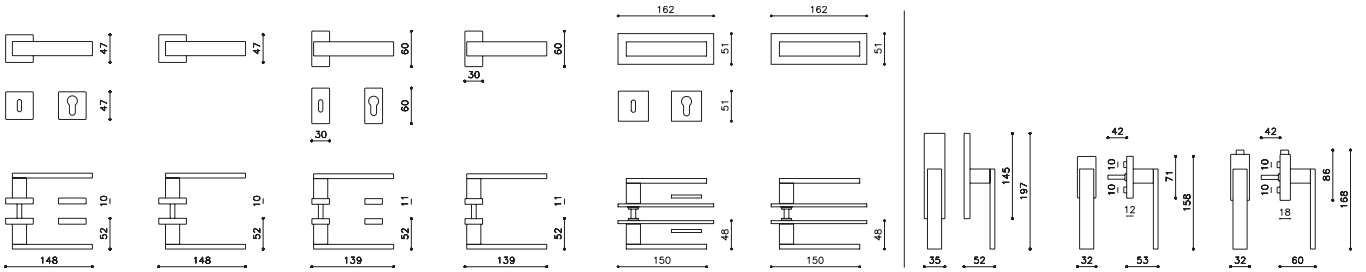

M206RB8 M206RY8 | M206RSB8 | M206VB8 M206VY8 | M206VSB8 | M206PB8B M206PY8B | M206PSB8B | C206 | K206 | K206P

Diana Barley M1DB (p.184)

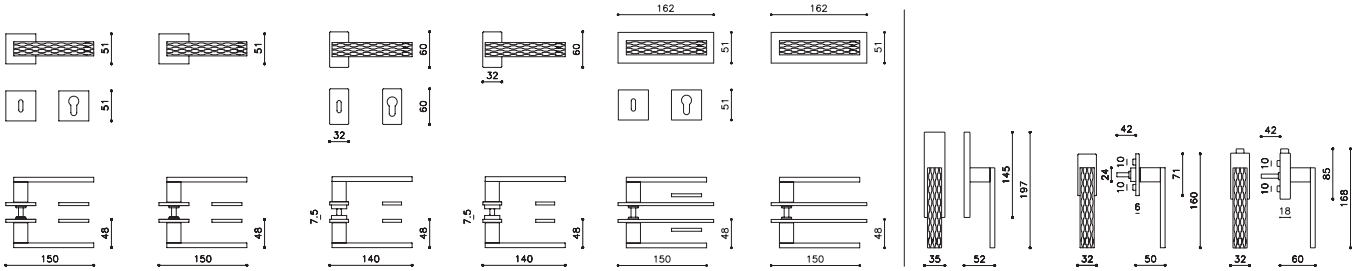

M1DBRB8B M1DBRY8B | M1DBRSB8B | M1DBVB8B M1DBVY8B | M1DBVSB8B | M1DBPB8B M1DBPY8B | M1DBPSB8B | C1DB | K1DBB | K1DBP

Diana Chevron M1DC (p.188)

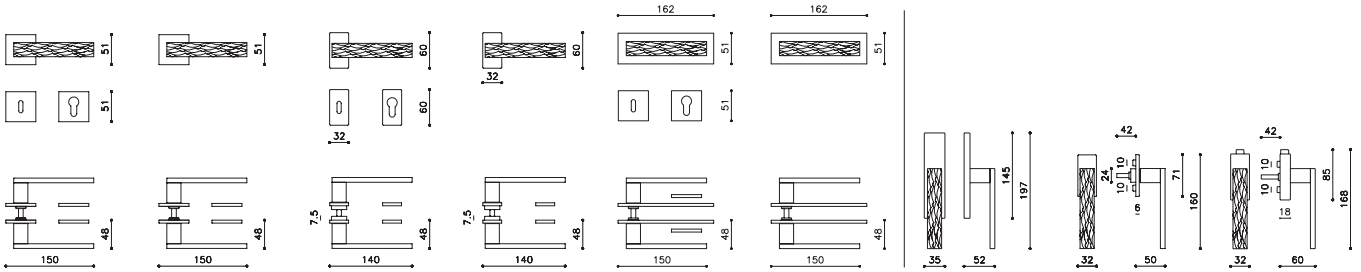

M1DCRB8B M1DCRY8B | M1DCRSB8B | M1DCVB8B M1DCVY8B | M1DCVSB8B | M1DCPB8B M1DCPY8B | M1DCPSB8B | C1DC | K1DCB | K1DCP

Diana Damier M1DD (p.186)

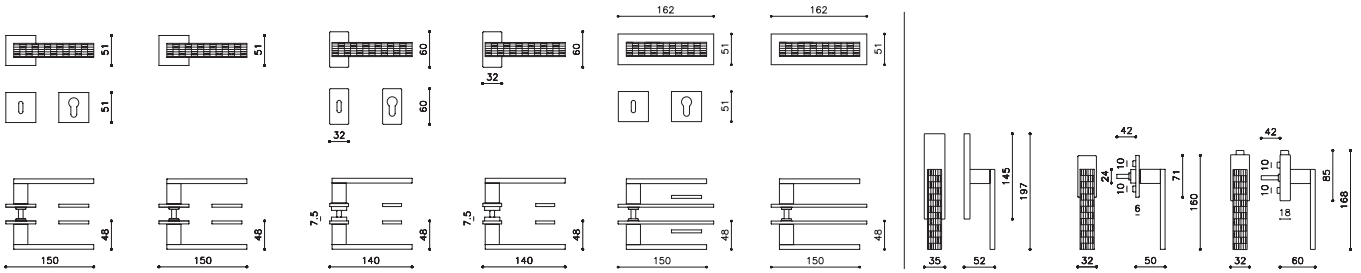

M1DDRB8B M1DDRY8B | M1DDRSB8B | M1DDVB8B M1DDVY8B | M1DDVSB8B | M1DDPB8B M1DDPY8B | M1DDPSB8B | C1DD | K1DDB | K1DDP

Diva M256 (p.54)

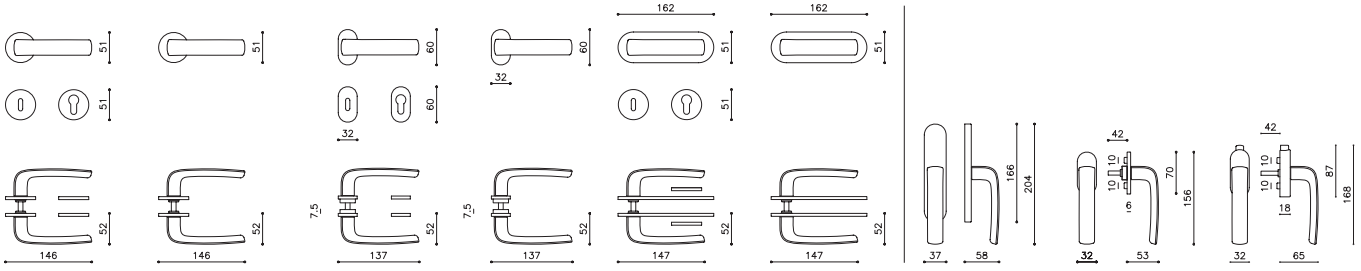

M256RB8B M256RY8B | M256RSB8B | M256VB8B M256VY8B | M256VSB8B | M256PB8B M256PY8B | M256PSB8B | C256 | K256B | K256P

Dolce Vita M243 (p.86)

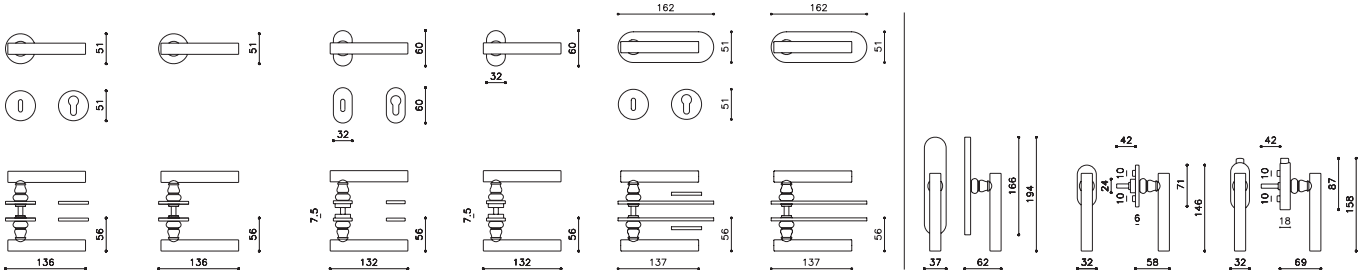

M243RB8B M243RY8B | M243RSB8B | M243VB8B M243VY8B | M243VSB8B | M243PB8B M243PY8B | M243PSB8B | C243 | K243B | K243P

Edge M212 (p.162)

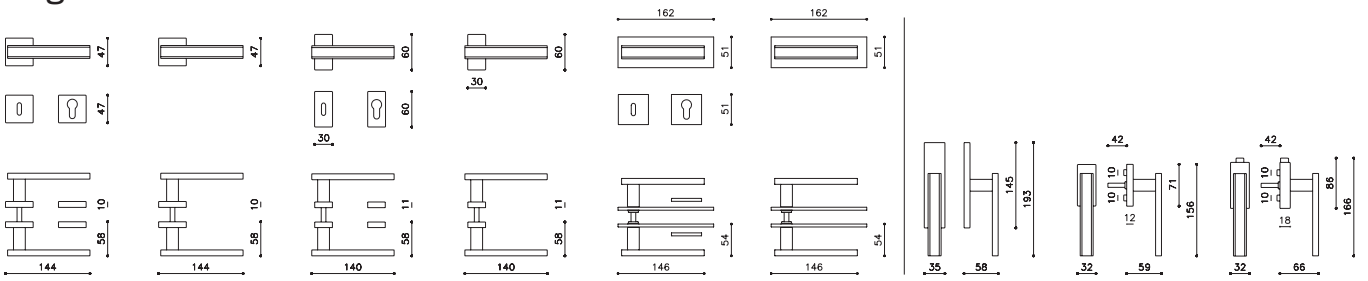

M212RB8 M212RY8 | M212RSB8 | M212VB8 M212VY8 | M212VSB8 | M212PB8B M212PY8B | M212PSB8B

C212 | K212 | K212P

Emilia M167 (p.137)

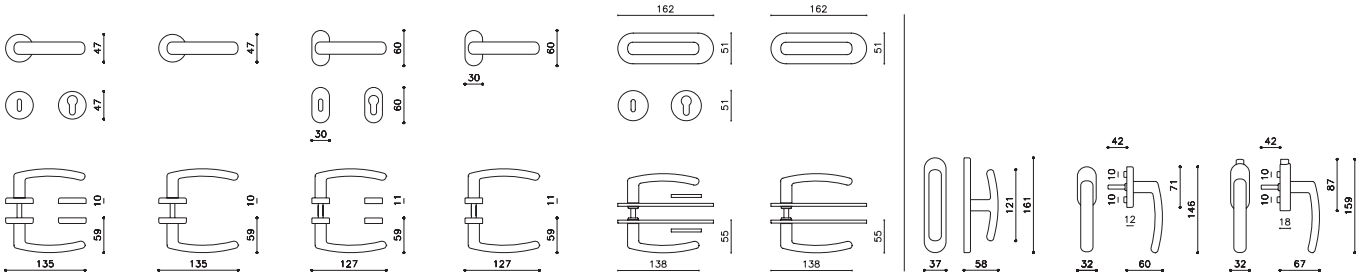

M167RB8 M167RY8 | M167RSB8 | M167VB8 M167VY8 | M167VSB8 | M167PB8B M167PY8B | M167PSB8B

C167 | K167 | K167P

Euclide M229 (p.44)

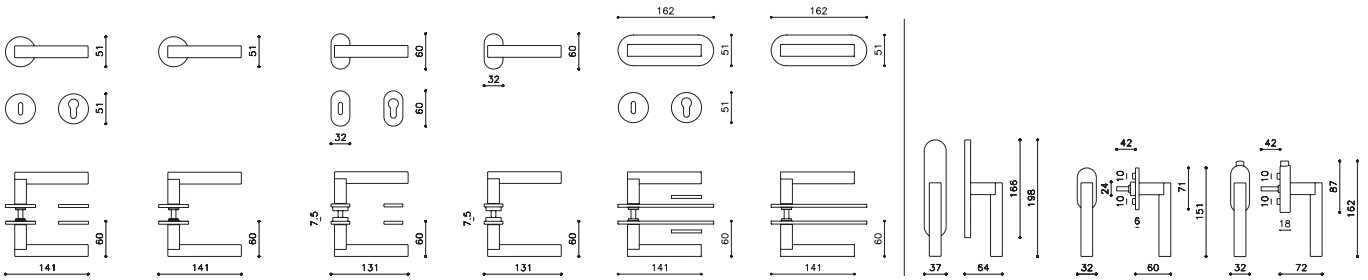

M229RB8B M229RY8B | M229RSB8B | M229VB8B M229VY8B | M229VSB8B | M229PB8B M229PY8B | M229PSB8B

C229 | K229B | K229P

Euclide Q M230 (p.45)

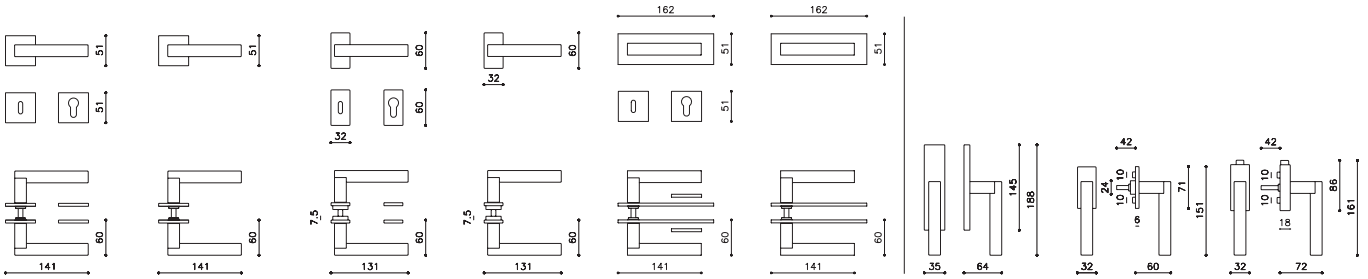

M230RB8B M230RY8B | M230RSB8B | M230VB8B M230VY8B | M230VSB8B | M230PB8B M230PY8B | M230PSB8B

C230 | K230B | K230P

Fin M217 (p.78)

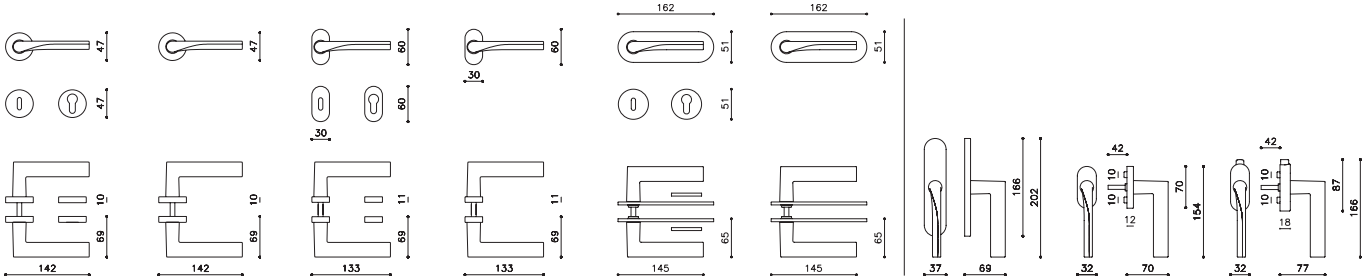

M217RB8 M217RY8 | M217RSB8 | M217VB8 M217VY8 | M217VSB8 | M217PB8B M217PY8B | M217PSB8B

C217 | K217 | K217P

Flaminia M159 (p.140)

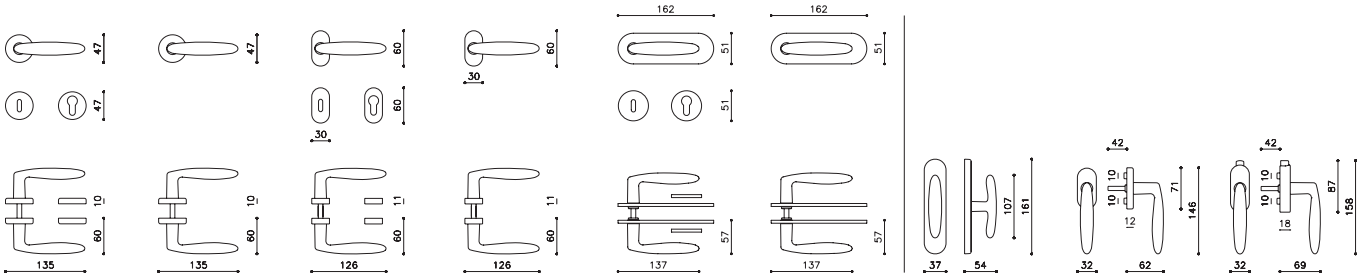

M159RB8 M159RY8 | M159RSB8 | M159VB8 M159VY8 | M159VSB8 | M159PB8B M159PY8B | M159PSB8B | C159 | K159 | K159P

Futura M172 (p.147)

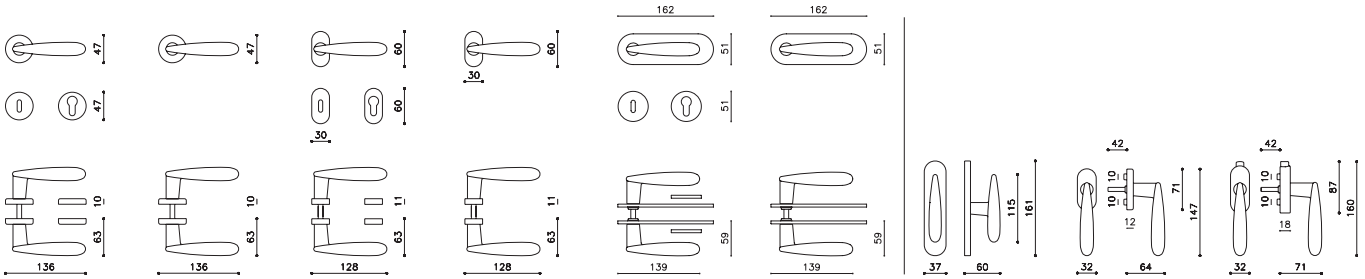

M172RB8 M172RY8 | M172RSB8 | M172VB8 M172VY8 | M172VSB8 | M172PB8B M172PY8B | M172PSB8B | C172 | K172 | K172P

Garda M105 (p.148)

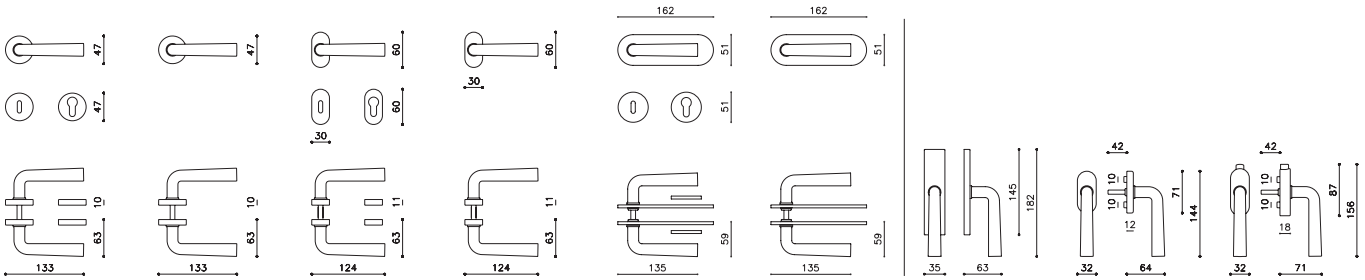

M105RB8 M105RY8 | M105RSB8 | M105VB8 M105VY8 | M105VSB8 | M105PB8B M105PY8B | M105PSB8B | C105 | K105 | K105P

Globe M227 (p.100)

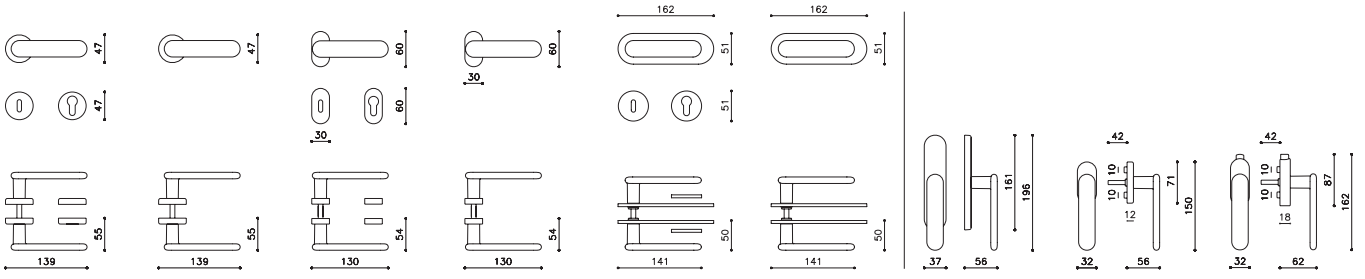

M227RB8 M227RY8 | M227RSB8 | M227VB8 M227VY8 | M227VSB8 | M227PB8B M227PY8B | M227PSB8B | C227 | K227 | K227P

Golia M160 (p.136)

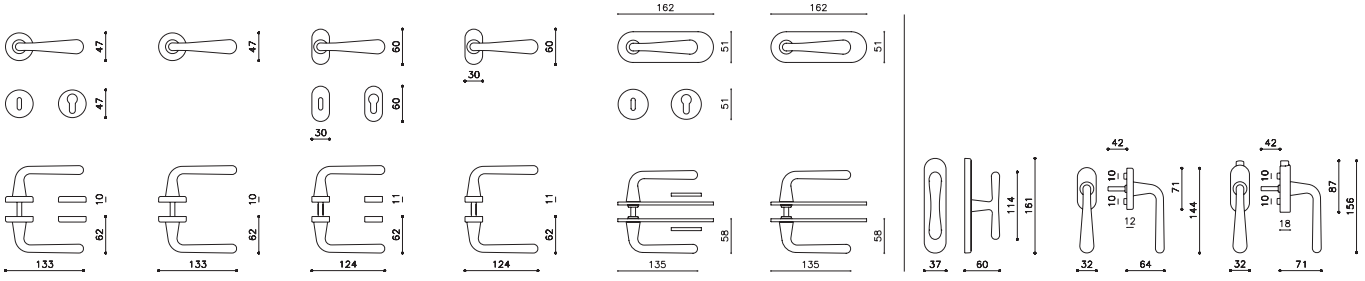

M160RB8 M160RY8 | M160RSB8 | M160VB8 M160VY8 | M160VSB8 | M160PB8B M160PY8B | M160PSB8B | C160 | K160 | K160P

Icaro M168 (p.132)

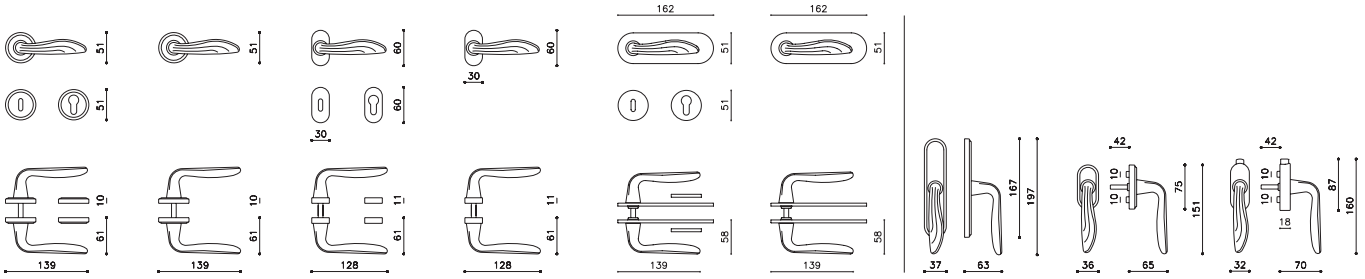

M168RB8 M168RY8 | M168RSB8 | M168VB8 M168VY8 | M168VSB8 | M168PB8B M168PY8B | M168PSB8B | C168 | K168 | K168P

Ice Cube M223 (p.164)

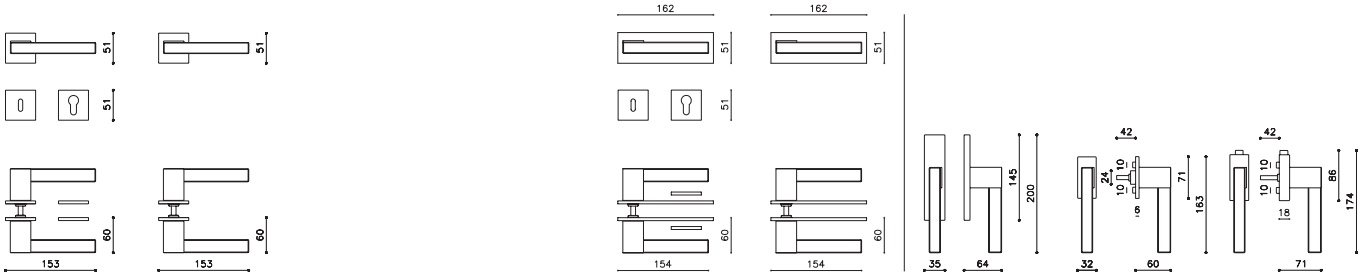

M223RB8B M223RY8B | M223RSB8B | M223PB8B M223PY8B | M223PSB8B | C223 | K223B | K223P

Icona M254 (p.94)

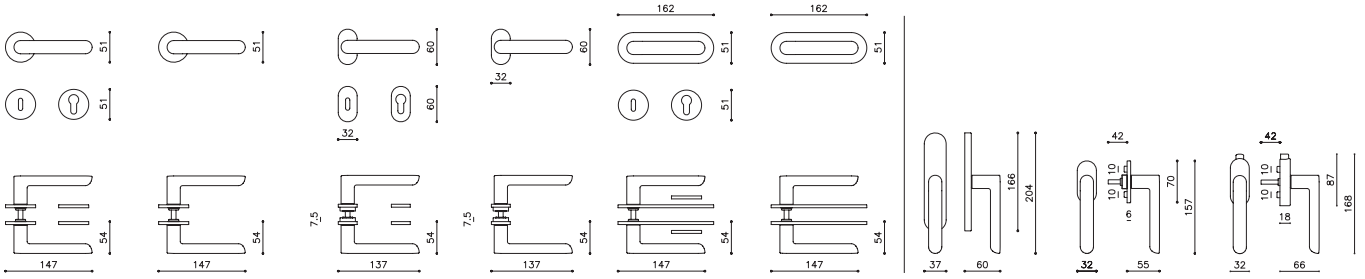

M254RB8B M254RY8B | M254RSB8B | M254VB8B M254VY8B | M254VSB8B | M254PB8B M254PY8B | M254PSB8B | C254 | K254B | K254P

Iseo Ny M507 (p.178)

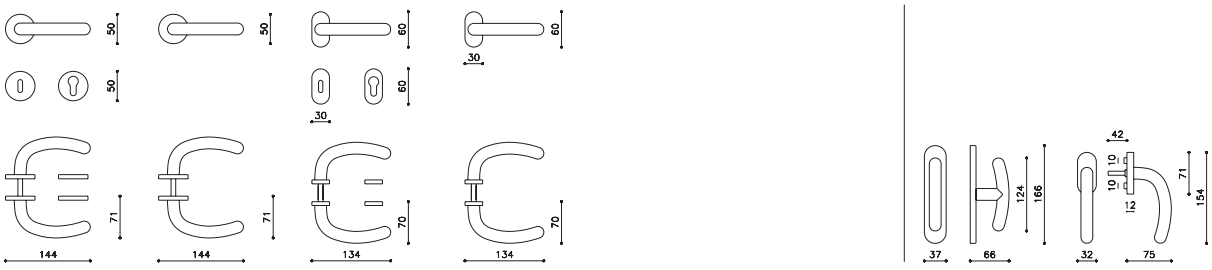

M507RB8 M507RY8 | M507RSB8 | M507VB8 M507VY8 | M507VSB8 | C507 | K507

Lama M107 (p.72)

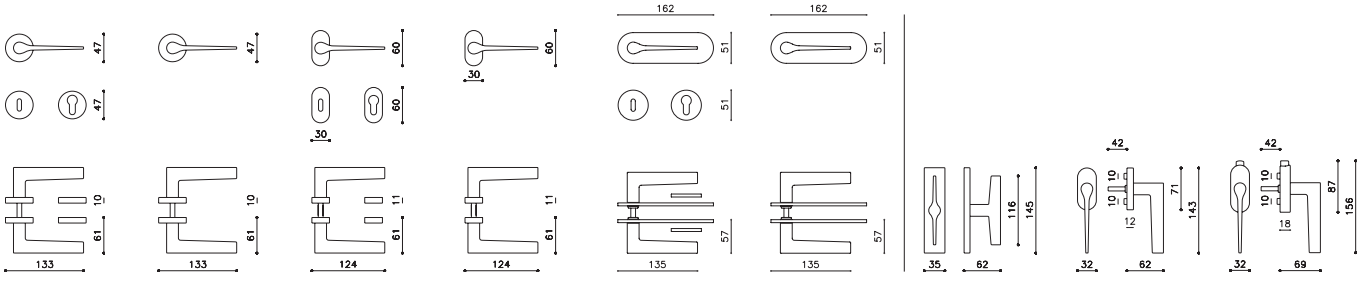

M107RB8 M107RY8 | M107RSB8 | M107VB8 M107VY8 | M107VSB8 | M107PB8B M107PY8B | M107PSB8B | C107 | K107 | K107P

Lama L M106 (p.74)

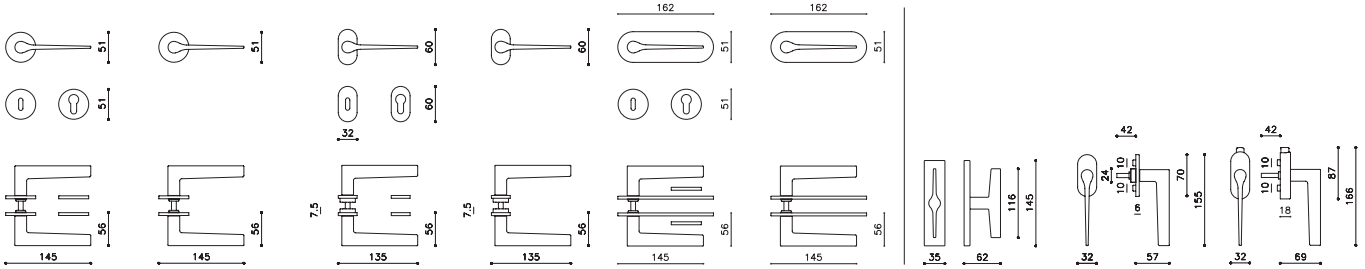

M106RB8B M106RY8B | M106RSB8B | M106VB8B M106VY8B | M106VSB8B | M106PB8B M106PY8B | M106PSB8B | C107 | K106B | K106P

Laser M176 (p.104)

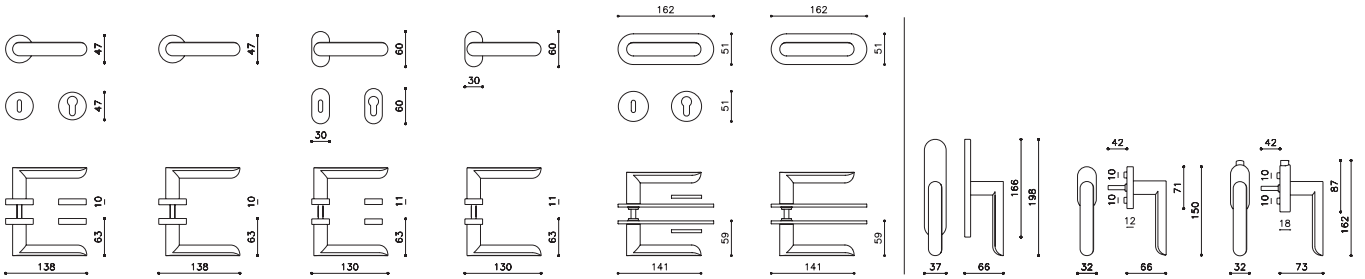

M176RB8 M176RY8 | M176RSB8 | M176VB8 M176VY8 | M176VSB8 | M176PB8B M176PY8B | M176PSB8B | C176 | K176 | K176P

Lesmo M211 (p.24)

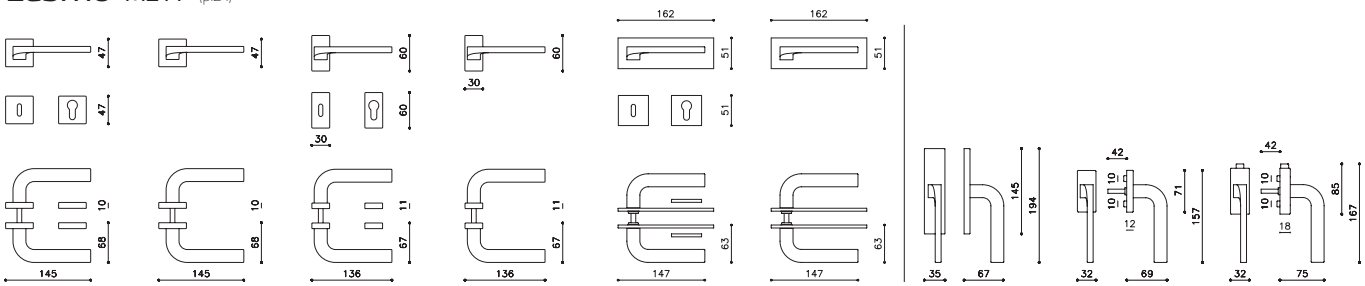

M211RB8 M211RY8 | M211RSB8 | M211VB8 M211VY8 | M211VSB8 | M211PB8B M211PY8B | M211PSB8B | C211 | K211 | K211P

Link M200 (p.96)

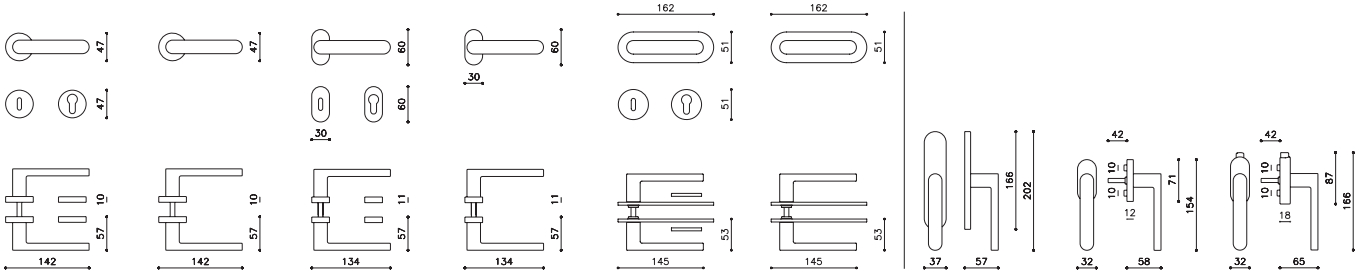

M200RB8 M200RY8 | M200RSB8 | M200VB8 M200VY8 | M200VSB8 | M200PB8B M200PY8B | M200PSB8B | C200 | K200 | K200P

Living M222 (p.14)

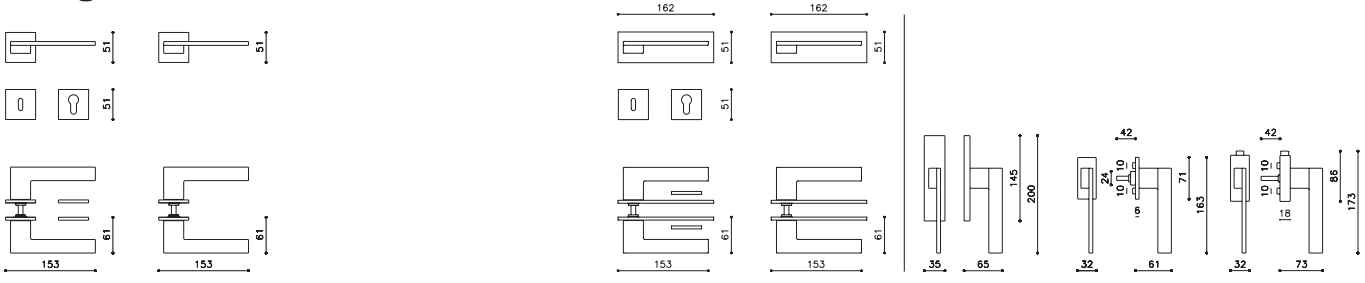

M222RB8B M222RY8B | M222RSB8B | M222PB8B M222PY8B | M222PSB8B | C222 | K222B | K222P

Logo M197 (p.98)

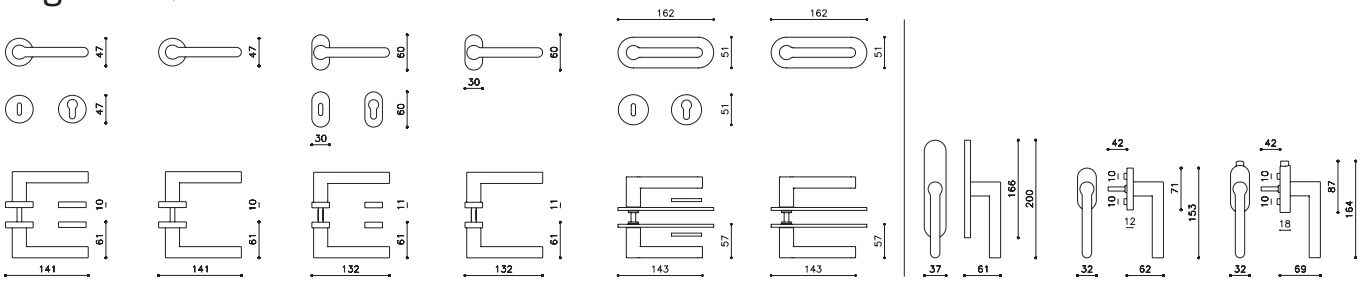

M197RB8
M197RY8 | M197RSB8 | M197VB8
M197VY8 | M197VSB8 | M197PB8B
M197PY8B | M197PSB8B | C197 | K197 | K197P

Lotus M238 (p.22)

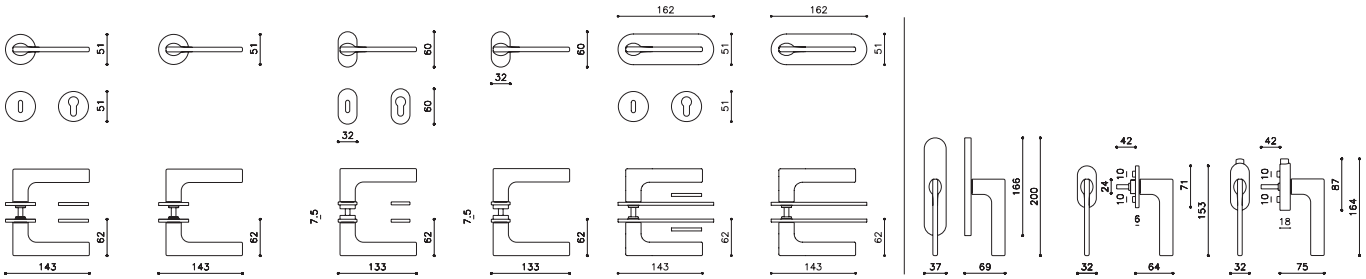

M238RB8B
M238RY8B | M238RSB8B | M238VB8B
M238VY8B | M238VSB8B | M238PB8B
M238PY8B | M238PSB8B | C238 | K238B | K238P

Lotus Q M241 (p.23)

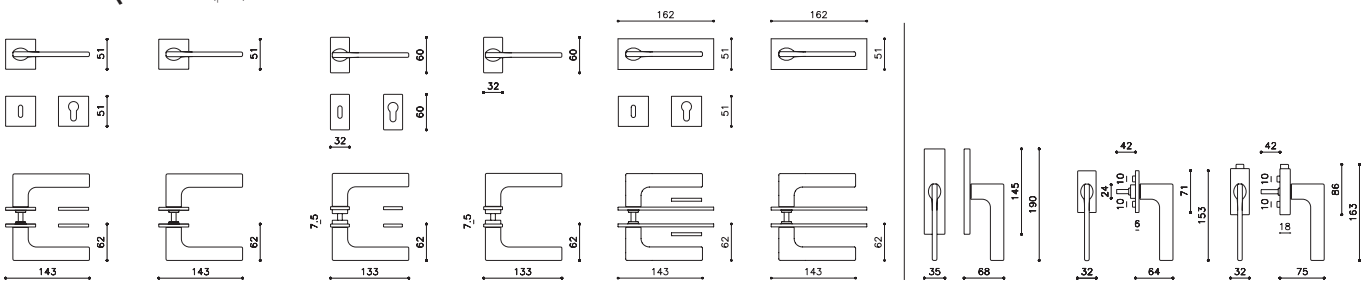

M241RB8B
M241RY8B | M241RSB8B | M241VB8B
M241VY8B | M241VSB8B | M241PB8B
M241PY8B | M241PSB8B | C241 | K241B | K241P

Lucy M231 (p.80)

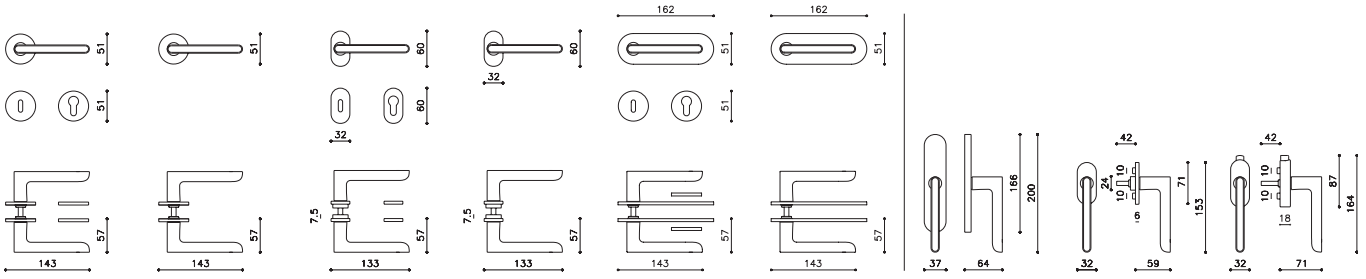

M231RB8B
M231RY8B | M231RSB8B | M231VB8B
M231VY8B | M231VSB8B | M231PB8B
M231PY8B | M231PSB8B | C231 | K231B | K231P

Lugano M258 (p.52)

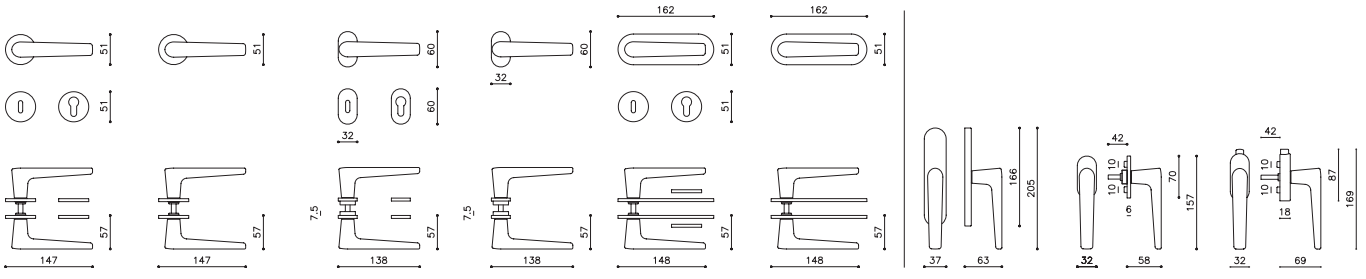

M258RB8B
M258RY8B | M258RSB8B | M258VB8B
M258VY8B | M258VSB8B | M258PB8B
M258PY8B | M258PSB8B | C258 | K258B | K258P

Marbella M237 (p.62)

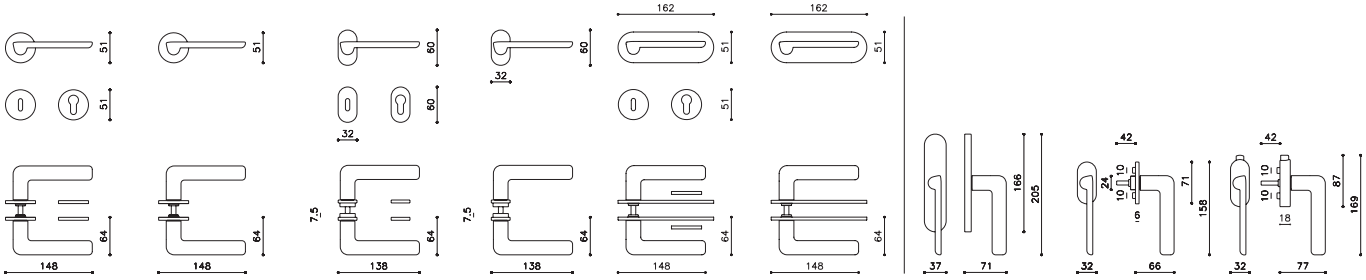

M237RB8B M237RY8B | M237RSB8B | M237VB8B M237VY8B | M237VSB8B | M237PB8B M237PY8B | M237PSB8B | C237 | K237B | K237P

Marylin M252 (p.152)

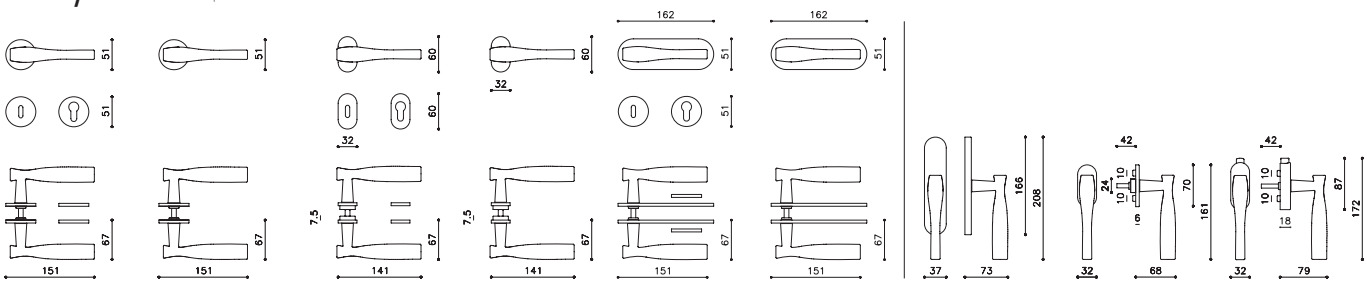

M252RB8B M252RY8B | M252RSB8B | M252VB8B M252VY8B | M252VSB8B | M252PB8B M252PY8B | M252PSB8B | C252 | K252B | K252P

Milano M259 (p.12)

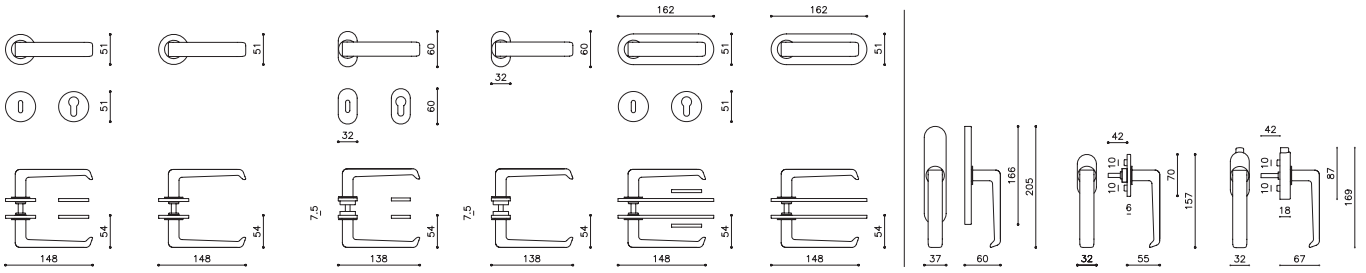

M259RB8B M259RY8B | M259RSB8B | M259VB8B M259VY8B | M259VSB8B | M259PB8B M259PY8B | M259PSB8B | C259 | K259B | K259P

Milano Q M260 (p.13)

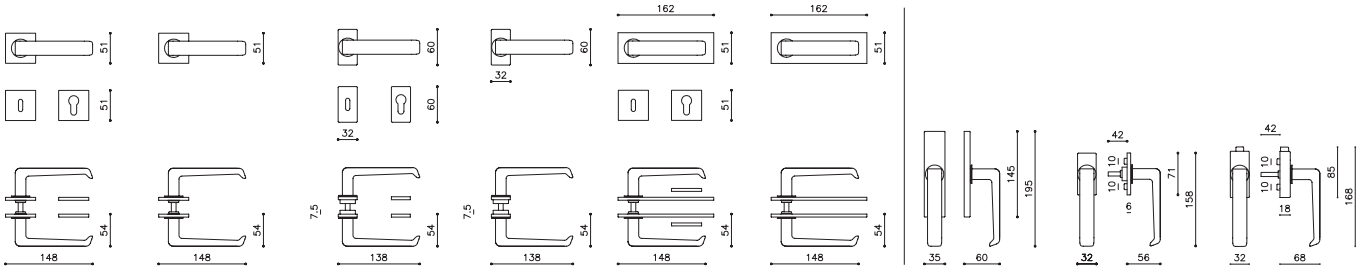

M260RB8B M260RY8B | M260RSB8B | M260VB8B M260VY8B | M260VSB8B | M260PB8B M260PY8B | M260PSB8B | C260 | K260B | K260P

Minerva M205 (p.34)

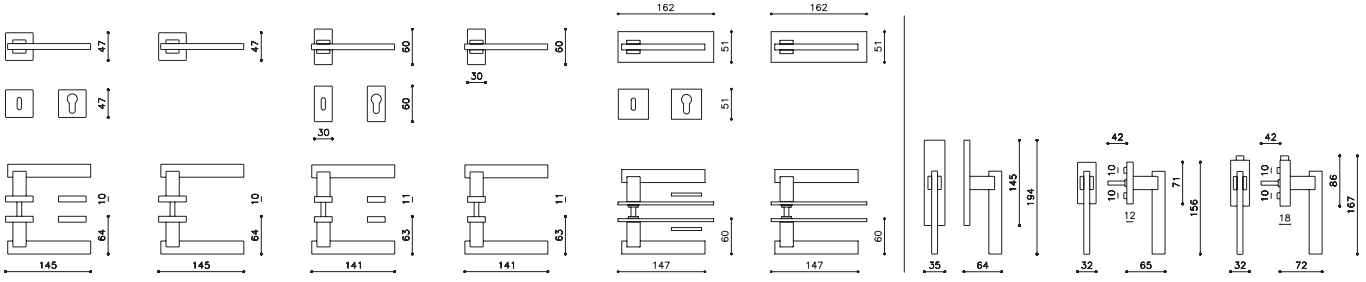

M205RB8 M205RY8 | M205RSB8 | M205VB8 M205VY8 | M205VSB8 | M205PB8B M205PY8B | M205PSB8B | C205 | K205 | K205P

OLIVARI

Moon M226 (p.106)

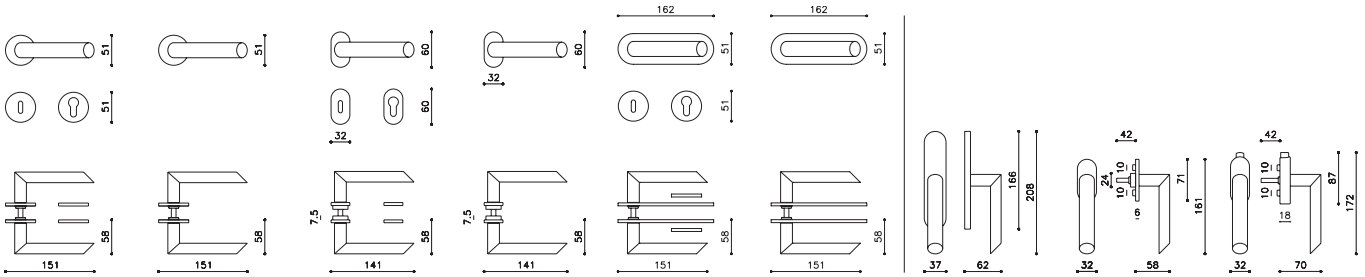

M226RB8B M226RY8B | M226RSB8B | M226VB8B M226VY8B | M226VSB8B | M226PB8B M226PY8B | M226PSB8B | C226 | K226B | K226P

Nina M234 (p.70)

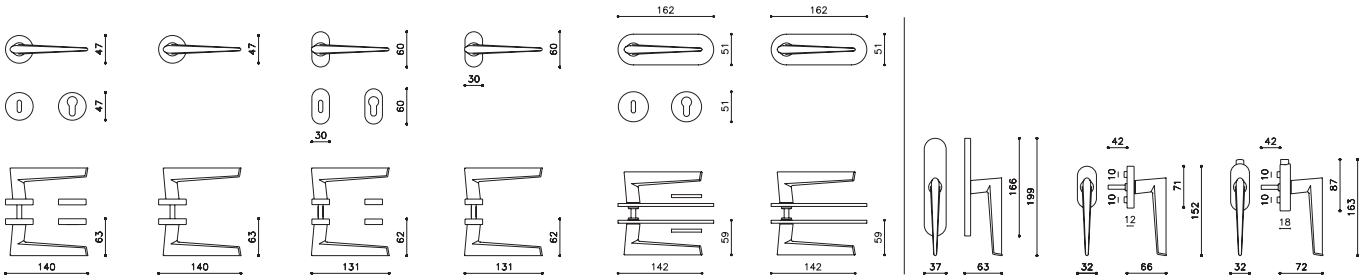

M234RB8 M234RY8 | M234RSB8 | M234VB8 M234VY8 | M234VSB8 | M234PB8B M234PY8B | M234PSB8B | C234 | K234 | K234P

Nirvana M173 (p.124)

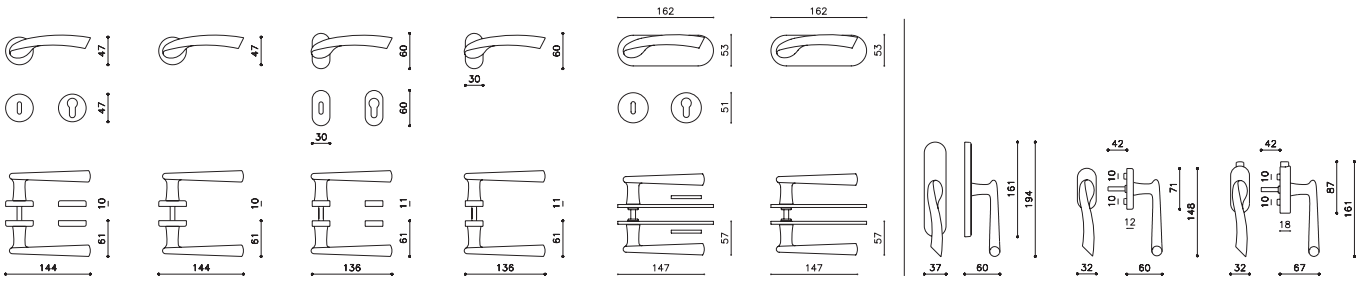

M173RB8 M173RY8 | M173RSB8 | M173VB8 M173VY8 | M173VSB8 | M173PB8B M173PY8B | M173PSB8B | C173 | K173 | K173P

Novella M165 (p.122)

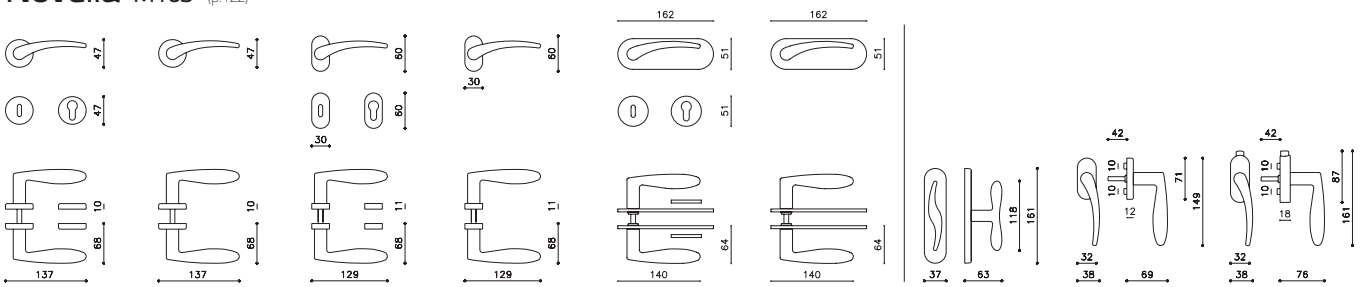

M165RB8 M165RY8 | M165RSB8 | M165VB8 M165VY8 | M165VSB8 | M165PB8B M165PY8B | M165PSB8B | C165 | K165 | K165P

Onda M175 (p.120)

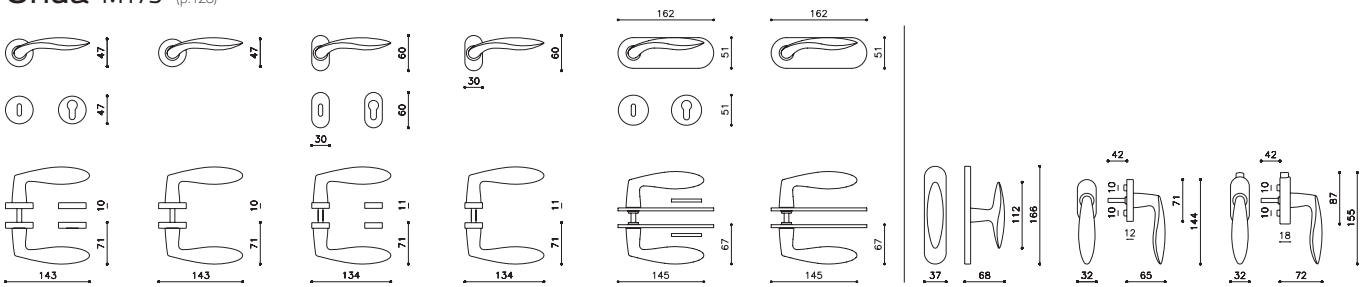

M175RB8 M175RY8 | M175RSB8 | M175VB8 M175VY8 | M175VSB8 | M175PB8B M175PY8B | M175PSB8B | C175 | K175 | K175P

Open M 249 (p.58)

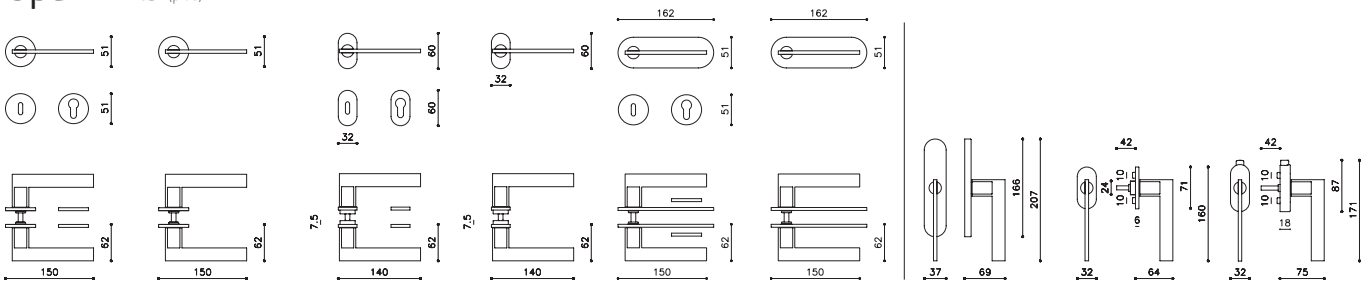

M249RB8B M249RY8B | M249RSB8B | M249VB8B M249VY8B | M249VSB8B | M249PB8B M249PY8B | M249PSB8B | C249 | K249B | K249P

Orvieto M170 (p.130)

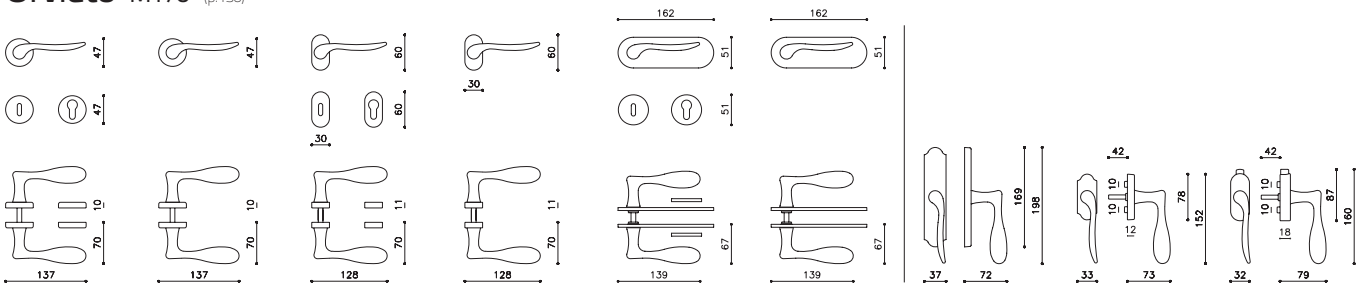

M170RB8 M170RY8 | M170RSB8 | M170VB8 M170VY8 | M170VSB8 | M170PB8B M170PY8B | M170PSB8B | C170 | K170 | K170P

Planet M195 (p.90)

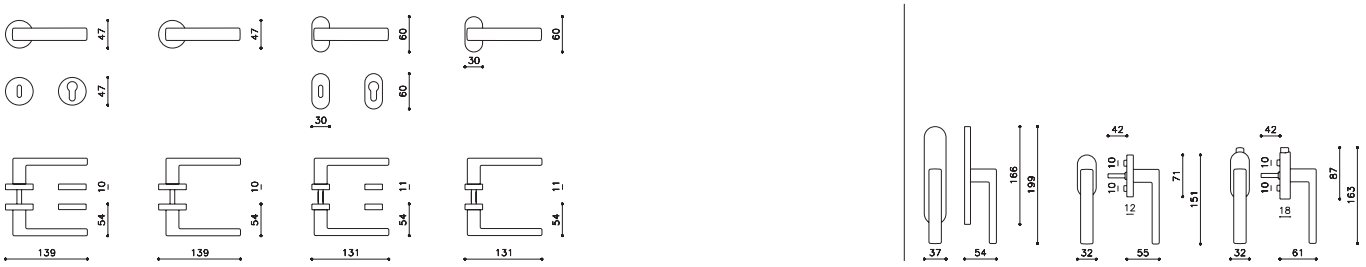

M195RB8 M195RY8 | M195RSB8 | M195VB8 M195VY8 | M195VSB8 | C195 | K195 | K195P

Planet bicolor M195 (p.90)

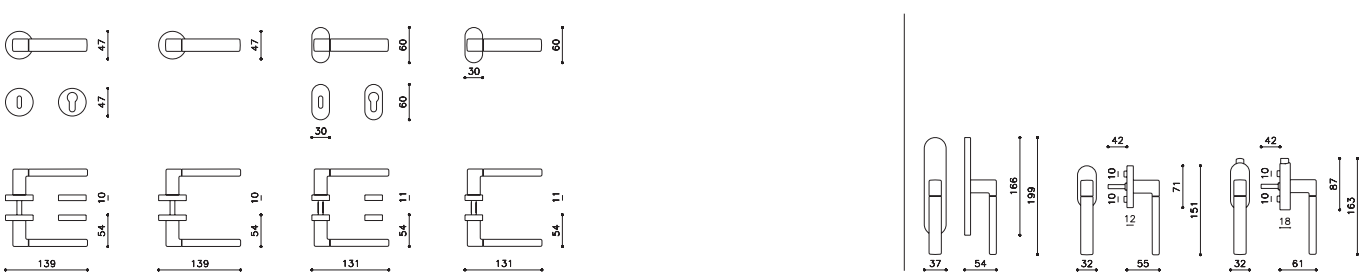

M195RB8 M195RY8 | M195RSB8 | M195VB8 M195VY8 | M195VSB8 | C195 | K195 | K195P

Planet bassa M195 (p.90)

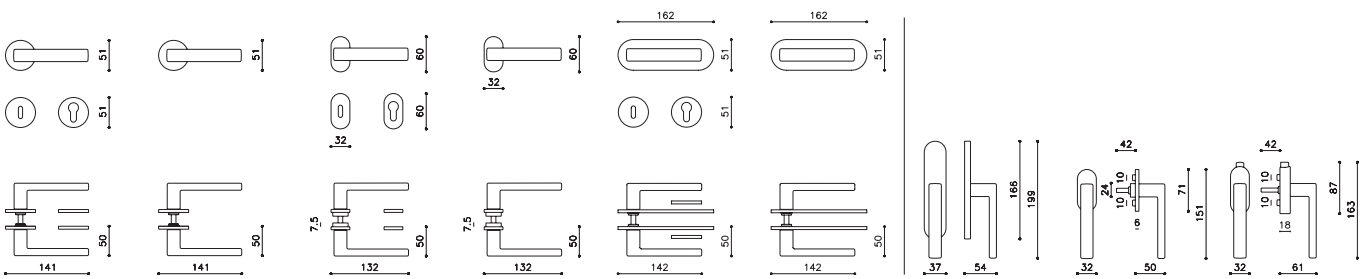

M195RB8B M195RY8B | M195RSB8B | M195VB8B M195VY8B | M195VSB8B | M195PB8B M195PY8B | M195PSB8B | C195 | K195B | K195P

Planet bicolor bassa M195 (p.90)

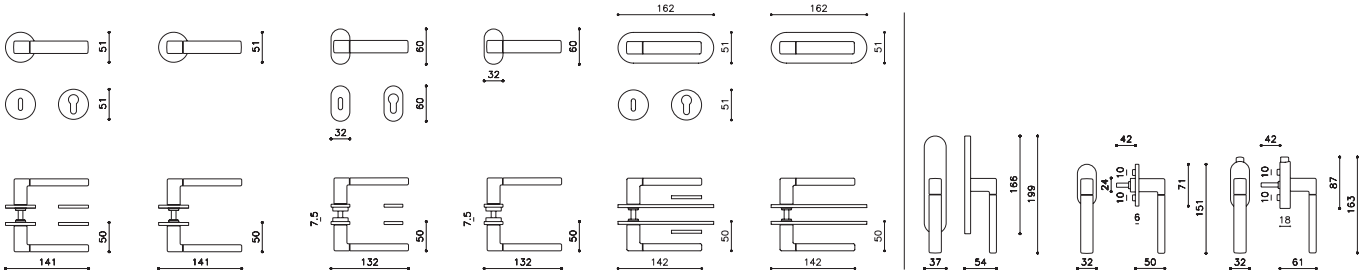

M195RB8B M195RY8B | M195RSB8B | M195VB8B M195VY8B | M195VSB8B | M195PB8B M195PY8B | M195PSB8B | C195 | K195B | K195P

Planet Q M203 (p.42)

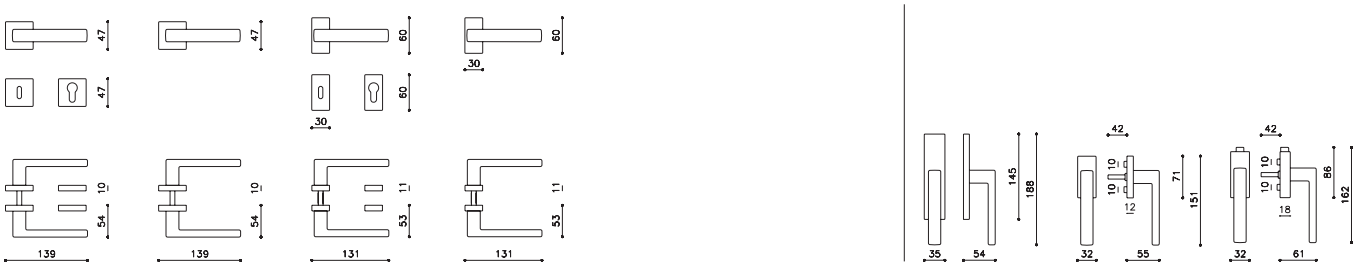

M203RB8 M203RY8 | M203RSB8 | M203VB8 M203VY8 | M203VSB8 | C203 | K203 | K203P

Planet Q bicolor M203 (p.42)

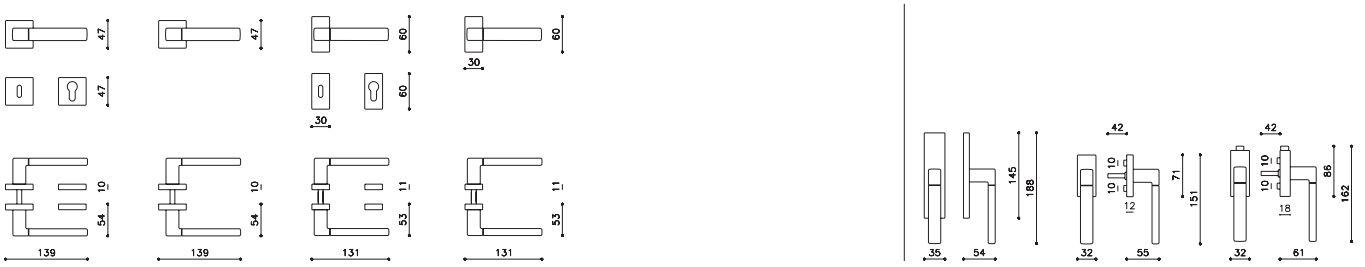

M203RB8 M203RY8 | M203RSB8 | M203VB8 M203VY8 | M203VSB8 | C203 | K203 | K203P

Planet Q bassa M203 (p.42)

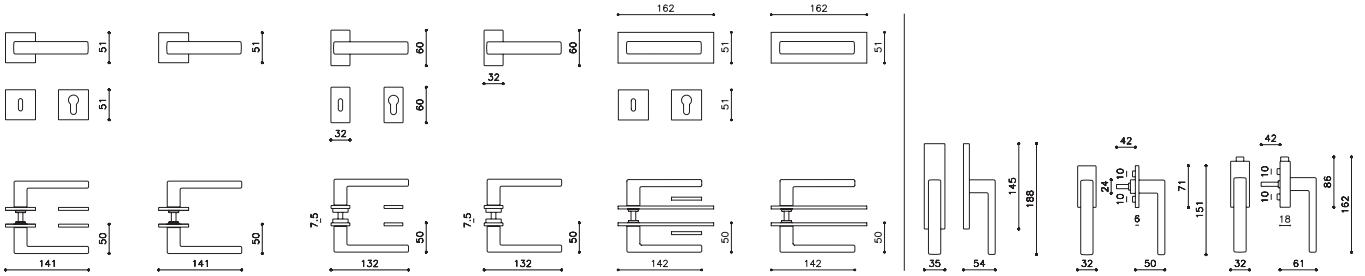

M203RB8B M203RY8B | M203RSB8B | M203VB8B M203VY8B | M203VSB8B | M203PB8B M203PY8B | M203PSB8B | C203 | K203B | K203P

Planet Q bicolor bassa M203 (p.42)

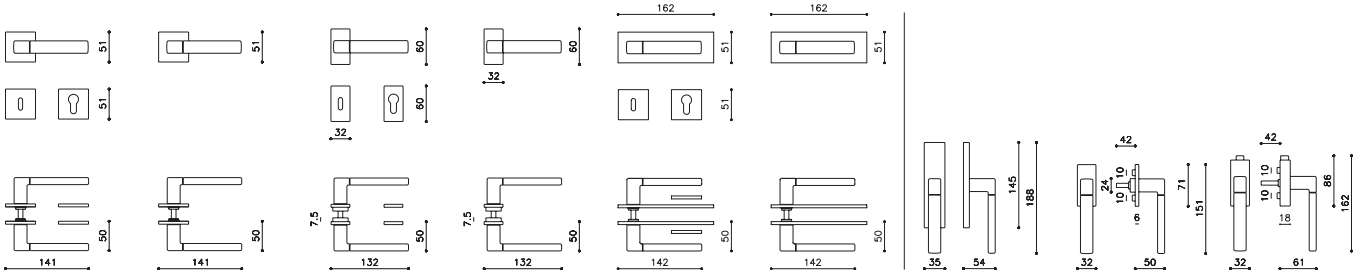

M203RB8B M203RY8B | M203RSB8B | M203VB8B M203VY8B | M203VSB8B | M203PB8B M203PY8B | M203PSB8B | C203 | K203B | K203P

Plume M 253 (p.64)

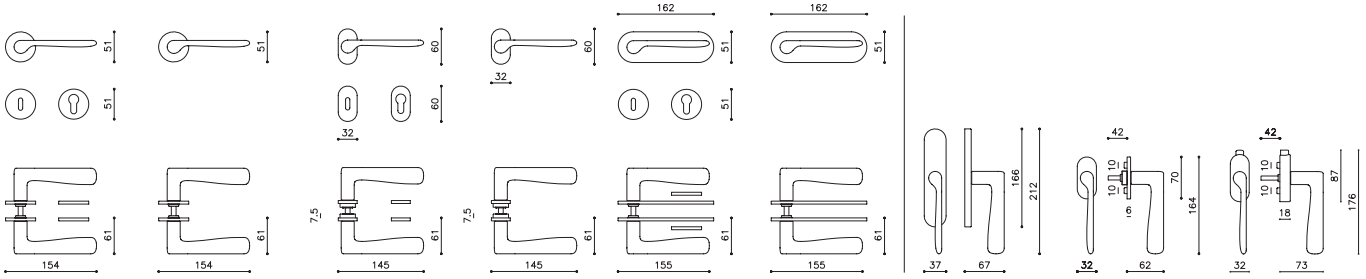

M253RB8B
M253RY8B

M253RSB8B

M253VB8B
M253VY8B

M253VSB8B

M253PB8B
M253PY8B

M253PSB8B

C253

K253B

K253P

Polo M152 (p.138)

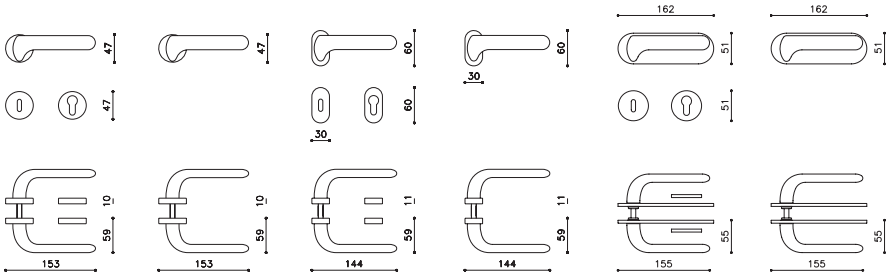

M152RB8
M152RY8

M152RSB8

M152VB8
M152VY8

M152VSB8

M152PB8B
M152PY8B

M152PSB8B

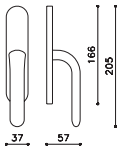

C152

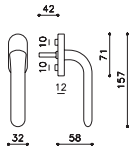

K152

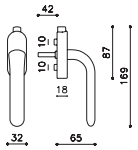

K152P

Radial M235 (p.102)

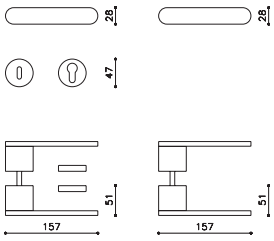

M235RB8
M235RY8

M235RSB8

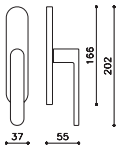

C235

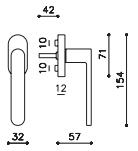

K235

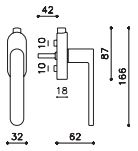

K235P

Raffaella M128 (p.112)

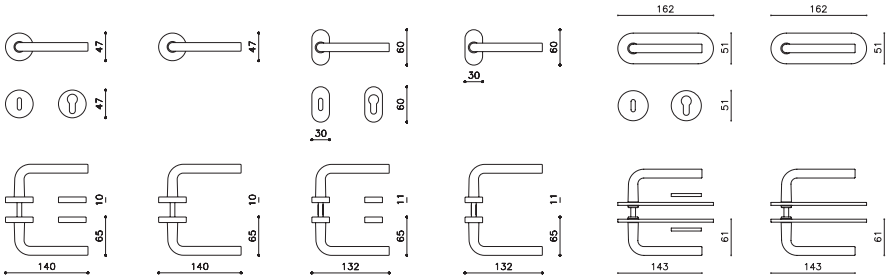

M128RB8
M128RY8

M128RSB8

M128VB8
M128VY8

M128VSB8

M128PB8B
M128PY8B

M128PSB8B

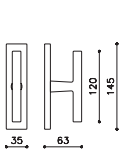

C128

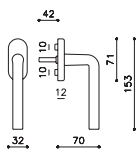

K128

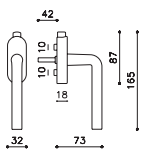

K128P

Sector M186 (p.144)

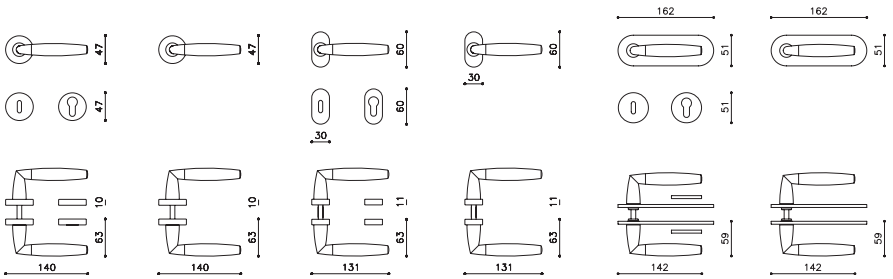

M186RB8
M186RY8

M186RSB8

M186VB8
M186VY8

M186VSB8

M186PB8B
M186PY8B

M186PSB8B

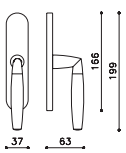

C186

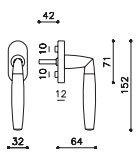

K186

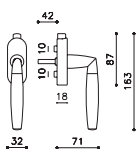

K186P

Selene M194 (p.116)

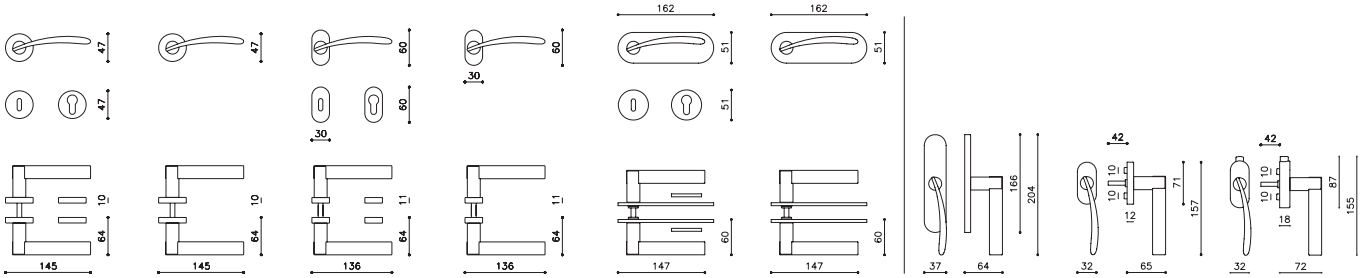

M194RB8 M194RY8 | M194RSB8 | M194VB8 M194VY8 | M194VSB8 | M194PB8B M194PY8B | M194PSB8B | C194 | K194 | K194P

Serenella M130 (p.110)

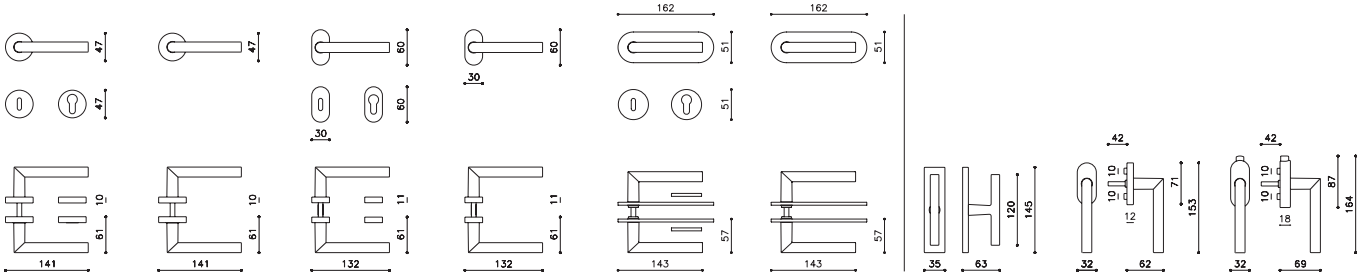

M130RB8 M130RY8 | M130RSB8 | M130VB8 M130VY8 | M130VSB8 | M130PB8B M130PY8B | M130PSB8B | C128 | K130 | K130P

Sibilla M154 (p.150)

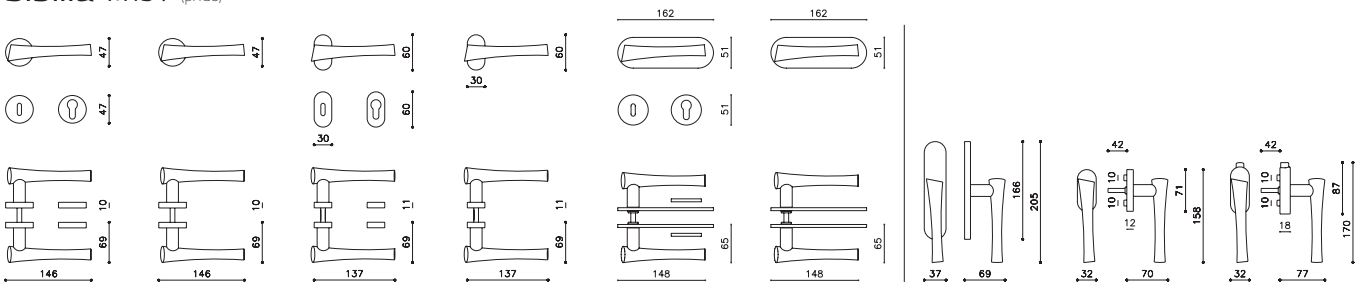

M154RB8 M154RY8 | M154RSB8 | M154VB8 M154VY8 | M154VSB8 | M154PB8B M154PY8B | M154PSB8B | C154 | K154 | K154P

Siena M169 (p.128)

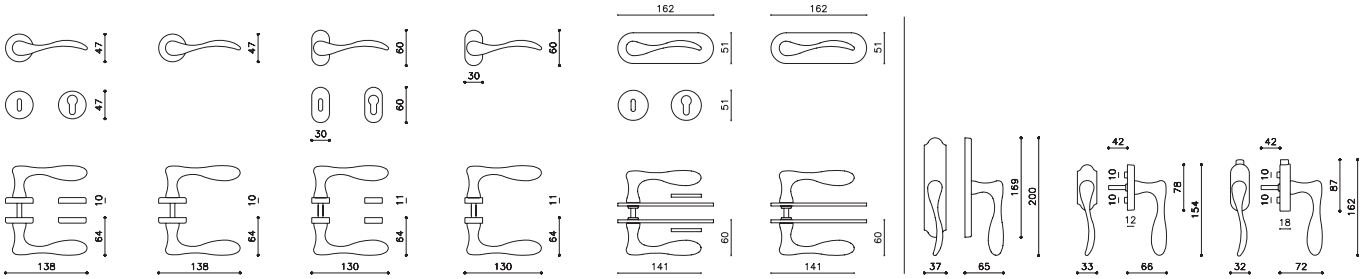

M169RB8 M169RY8 | M169RSB8 | M169VB8 M169VY8 | M169VSB8 | M169PB8B M169PY8B | M169PSB8B | C169 | K169 | K169P

Sky M214 (p.18)

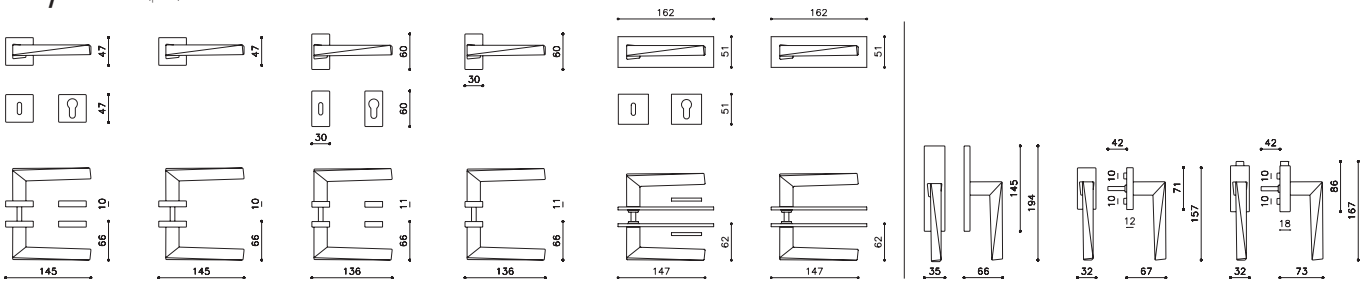

M214RB8 M214RY8 | M214RSB8 | M214VB8 M214VY8 | M214VSB8 | M214PB8B M214PY8B | M214PSB8B | C214 | K214 | K214P

Space M193 (p.32)

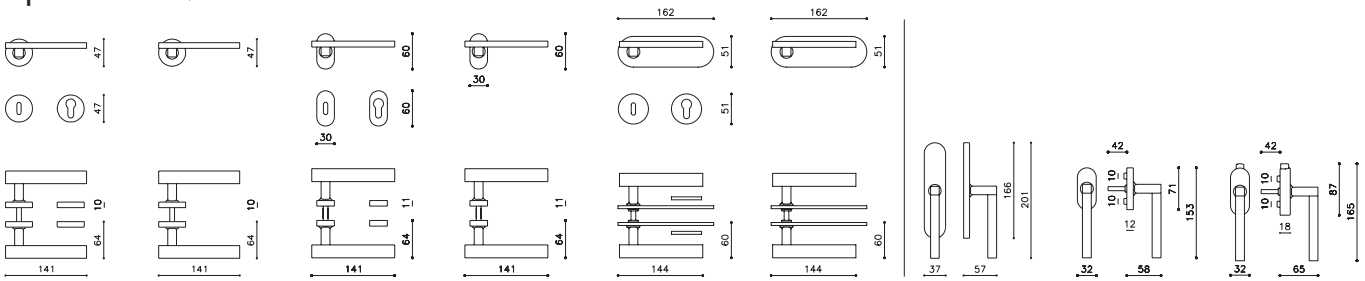

M193RB8 M193RY8 | M193RSB8 | M193VB8 M193VY8 | M193VSB8 | M193PB8B M193PY8B | M193PSB8B | C192 | K192 | K192P

Space Q M202 (p.33)

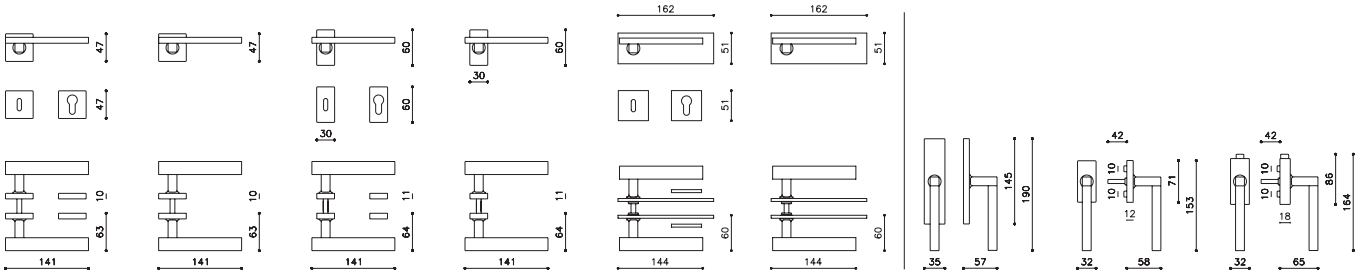

M202RB8 M202RY8 | M202RSB8 | M202VB8 M202VY8 | M202VSB8 | M202PB8B M202PY8B | M202PSB8B | C201 | K201 | K201P

Stilo M190 (p.84)

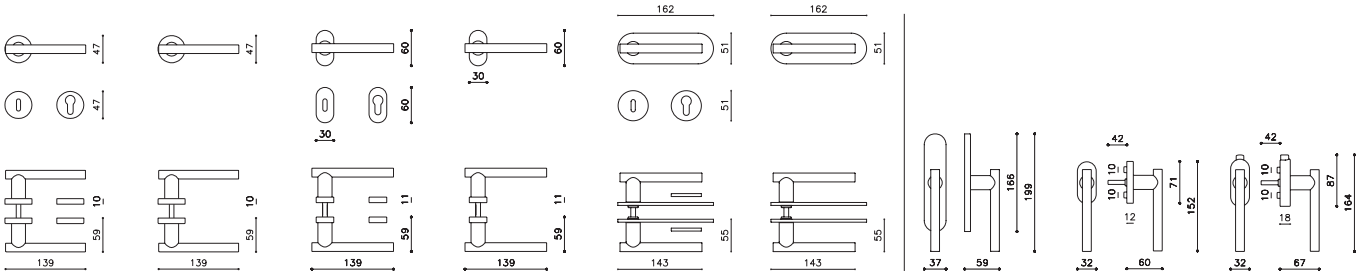

M190RB8 M190RY8 | M190RSB8 | M190VB8 M190VY8 | M190VSB8 | M190PB8B M190PY8B | M190PSB8B | C190 | K190 | K190P

Tecno M182 (p.68)

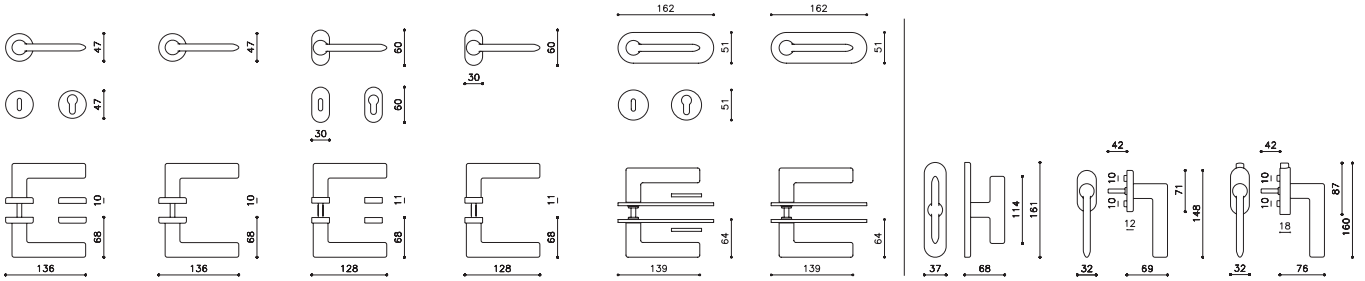

M182RB8 M182RY8 | M182RSB8 | M182VB8 M182VY8 | M182VSB8 | M182PB8B M182PY8B | M182PSB8B | C182 | K182 | K182P

Time M192 (p.30)

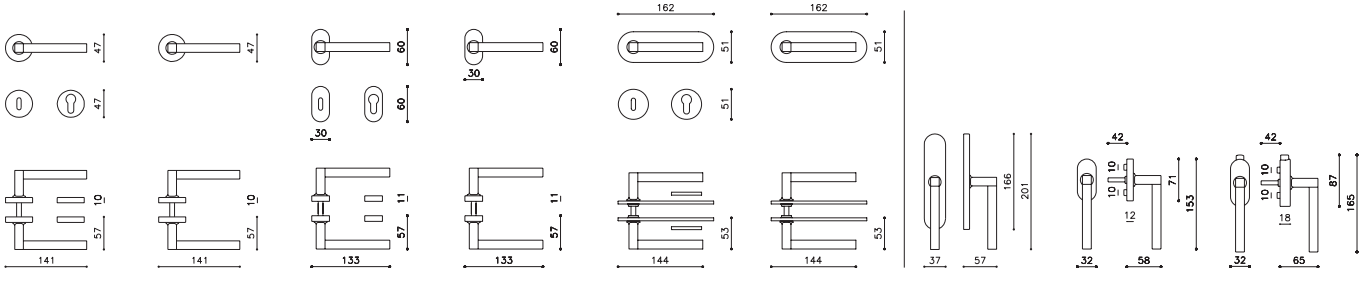

M192RB8 M192RY8 | M192RSB8 | M192VB8 M192VY8 | M192VSB8 | M192PB8B M192PY8B | M192PSB8B | C192 | K192 | K192P

OLIVARI

Time Q M201 (p.31)

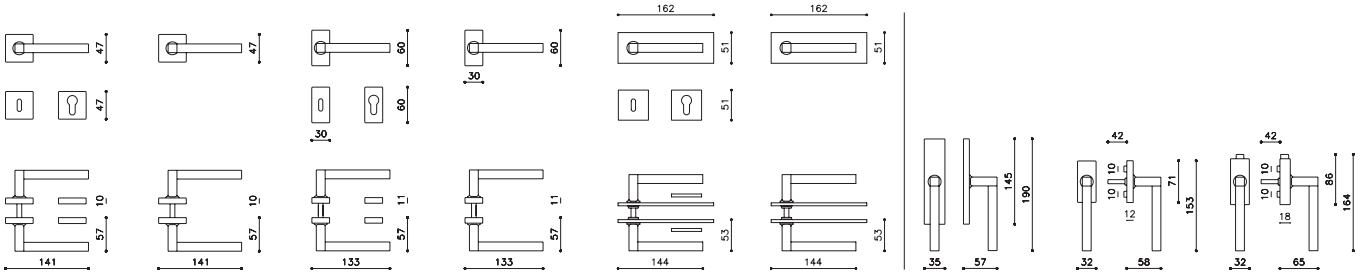

M201RB8
M201RY8

M201RSB8

M201VB8
M201VY8

M201VSB8

M201PB8B
M201PY8B

M201PSB8B

C201

K201

K201P

Tizianella F M112 (p.108)

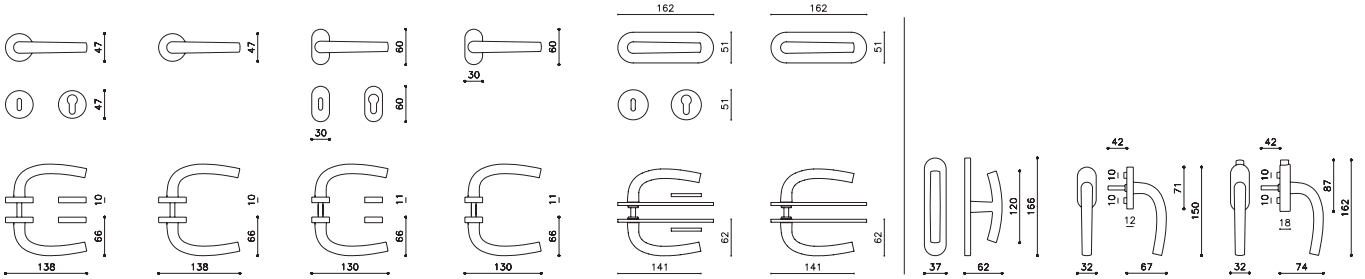

M112RB8
M112RY8

M112RSB8

M112VB8
M112VY8

M112VSB8

M112PB8B
M112PY8B

M112PSB8B

C112

K112

K112P

Total M207 (p.46)



M207RB8
M207RY8

M207RSB8

C206

K206

K206P

Trend M228 (p.26)

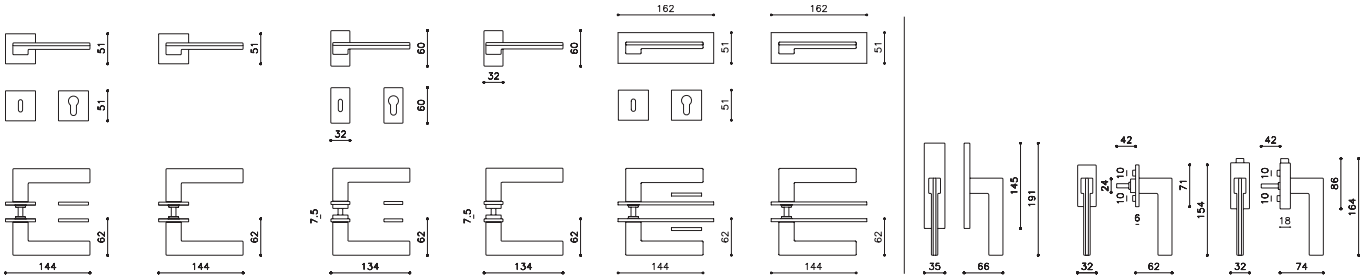

M228RB8B
M228RY8B

M228RSB8B

M228VB8B
M228VY8B

M228VSB8B

M228PB8B
M228PY8B

M228PSB8B

C228

K228B

K228P

Twist M242 (p.60)

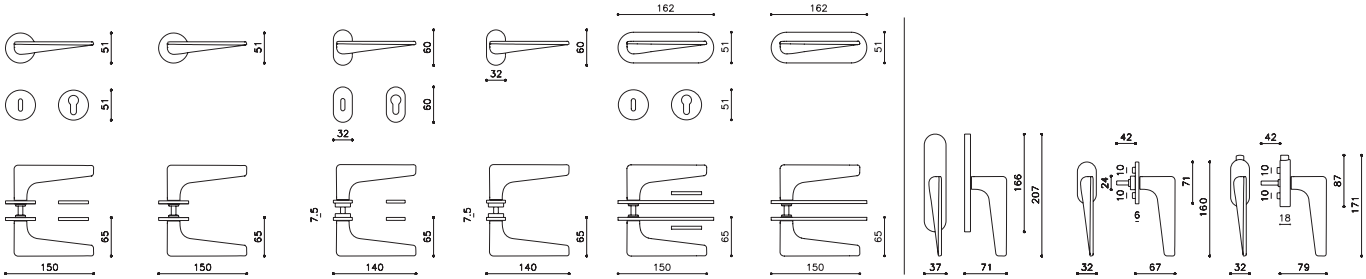

M242RB8B
M242RY8B

M242RSB8B

M242VB8B
M242VY8B

M242VSB8B

M242PB8B
M242PY8B

M242PSB8B

C242

K242B

K242P

Uovo M108 (p.156)

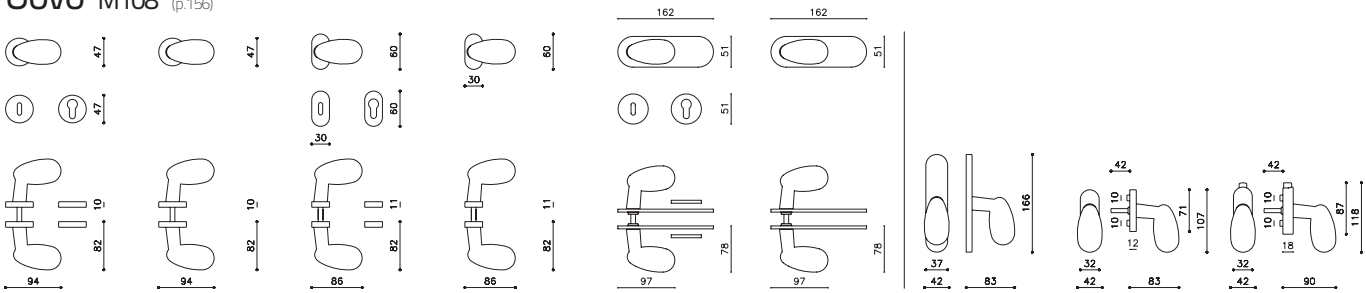

M108RB8
M108RY8

M108RSB8

M108VB8
M108VY8

M108VSB8

M108PB8B
M108PY8B

M108PSB8B

C108

K108

K108P

Virgola M251 (p.82)

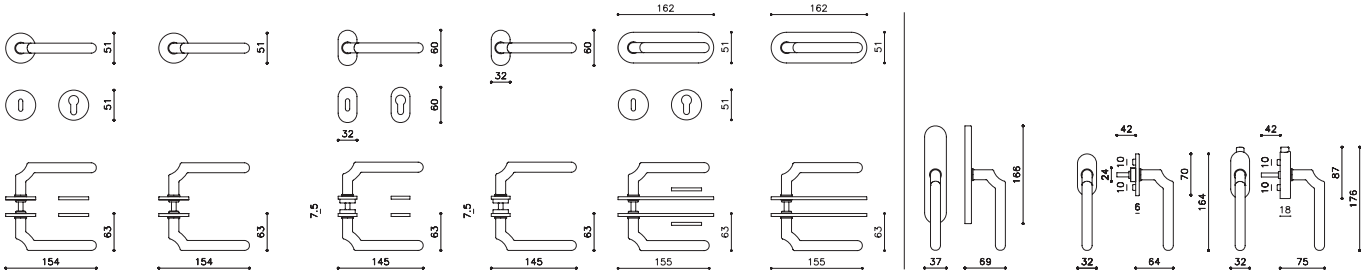

M251RB8B
M251RY8B

M251RSB8B

M251VB8B
M251VY8B

M251VSB8B

M251PB8B
M251PY8B

M251PSB8B

C251

K251B

K251P

Vola M257 (p.56)

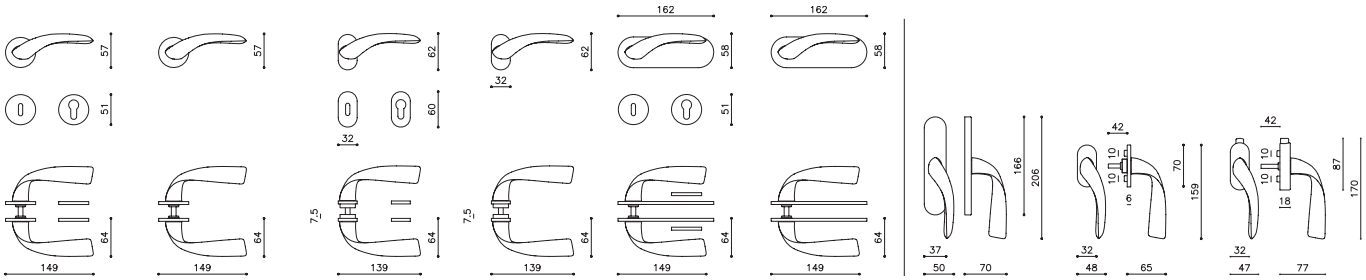

M257RB8B
M257RY8B

M257RSB8B

M257VB8B
M257VY8B

M257VSB8B

M257PB8B
M257PY8B

M257PSB8B

C257

K257B

K257P

Wind M187 (p.118)

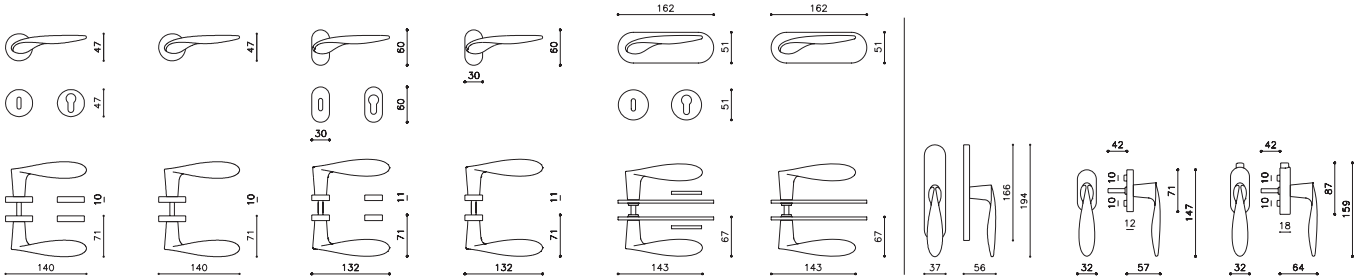

M187RB8
M187RY8

M187RSB8

M187VB8
M187VY8

M187VSB8

M187PB8B
M187PY8B

M187PSB8B

C187

K187

K187P

Il catalogo è soggetto ad aggiornamenti.

Ci riserviamo di apportare qualsiasi modifica ai prodotti e di eliminarli dalla produzione, senza obbligo di preavviso.

Dati, misure o schemi hanno solamente carattere informativo e non sono vincolanti.

Olivari declina qualsiasi responsabilità per eventuali refusi e/o errori presenti nel catalogo.

Tutti i diritti riservati © OLIVARI B. s.p.a.

I prodotti OLIVARI sono tutelati da brevetto in Europa e in molti paesi extra UE.

Al fine di evitare contraffazioni, marchiamo al laser tutte le maniglie sia con il logo OLIVARI sulla leva che con il codice identificativo del lotto e la data di produzione sul collarino. Questa marcatura indelebile, certifica che il prodotto è realizzato in ambito ISO 9001 e ne consente la tracciabilità. Invitiamo i clienti a diffidare da prodotti "tipo OLIVARI" e ad acquistare solo prodotti originali "OLIVARI".

We reserve the right to modify and discontinue any products, without prior notice.

Olivari declines all responsibility for any misprints and/or errors in the catalog.

All rights reserved © Olivari B. s.p.a.

OLIVARI products are registered and patented in Europe and many countries extra UE.

In order to avoid counterfeits, we laser-mark all the door handles both with the OLIVARI logo on the lever and with the identification code of the lot and the date of production on the neck. This indelible marking, certifies that the product is made in ISO 9001 and allows traceability .We invite customers to beware of "OLIVARI type"products and to buy only "OLIVARI" original products.



Concept and graphic
Marco Strina

Photo
Laura Fantacuzzi & Maxime Galati
Alessandro Di Giugno
Leo Torri
BHM studio
Sauro Sorana
Ramak Fazel
Andrea Andreini

Copy
Enrico Morteo
Francesca Picchi

Translation
Wendy Wheatley

Press Office
Ghenos_Milano

Pre press
Up studio_Milano

Printed in Italy
Galli Thierry stampa_Milano 2020

Thanks to
Matteo Brioni
Maurizio Patelli - Patedil
Cuoium

Olivari B. spa

Via Giacomo Matteotti, 140
28021 Borgomanero NO Italy
T +39 0322 835080
F +39 0322 846484
olivari@olivari.it
www.olivari.it

Questo catalogo è stato stampato su carta Sappi Magno Satin certificata FSC, prodotta con cellulosa proveniente da foreste gestite in maniera responsabile. L'energia necessaria per la stampa è stata prodotta da un impianto fotovoltaico. Il contributo all'ambiente è il seguente: CO_2 non immessa in atmosfera 79.645 kg/year, petrolio risparmiato 42.063 l/ year, alberi equivalenti 159 trees/year.

This catalog was printed on paper Sappi Magno Satin FSC certified, produced with cellulose coming from responsibly managed forests. The energy for printing was totally produced by a photovoltaic system. The contribution to the environment is the following: CO_2 not released into the atmosphere 79.645 kg / year, oil saved 42.063 l / year, trees equivalent 159 trees/ year.



olivari.it